



**REGENT**  
INTERNATIONAL SCHOOL

# Math Workbook

## Year 3

Student Name : \_\_\_\_\_

Class : \_\_\_\_\_

Teacher : \_\_\_\_\_


# Counting in Is

A game for two players, each with a counter on 'Start'. Write the missing numbers on the track. Take turns to roll a dice and move your counter a matching number of spaces. Say aloud each number you land on. The winner is the first to reach 'Finish'.

The board game track is a winding path with several sections. At the top left, it starts with a box labeled 'Start' followed by boxes containing the numbers 686, 687, 688, 689, and 690. Below this section is a helicopter illustration. The track then curves to the right and then down, ending in a box labeled '695'. Below this section is a cloud illustration. The track then curves to the left and then down, ending in a box labeled '704' followed by '705'. Below this section is a helicopter illustration. The track then curves to the right and then down, ending in a box labeled '713' followed by '712'. Below this section is a cloud illustration. The track then curves to the left and then down, ending in a box labeled '721' followed by '722' followed by '723'. Below this section is a bird illustration. The track then curves to the right and then down, ending in a box labeled '727' followed by 'Finish'. Below this section is a helicopter illustration. There are also small clouds scattered around the track.

# Hundreds, tens and units

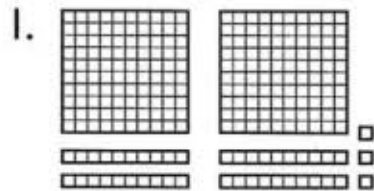
Here are 100 cubes.



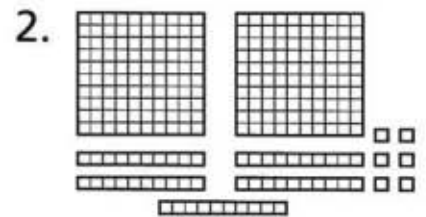
Here are 10 cubes.




Write how many cubes in each set.



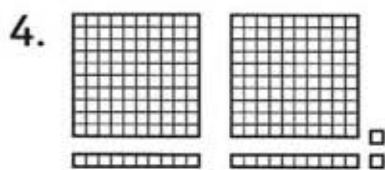
.....



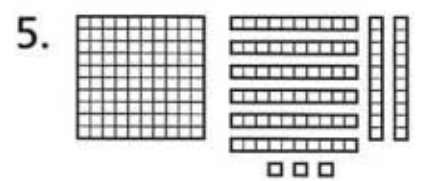
.....



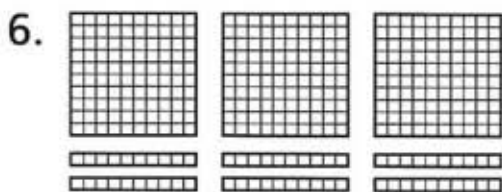
.....




.....




.....



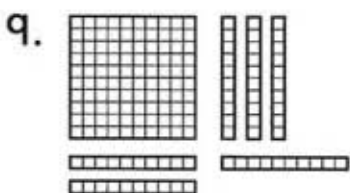
.....




.....



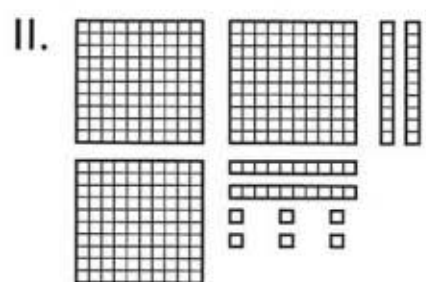
.....



.....



.....



.....

# Coins

Draw £1, 10p and 1p coins to match each amount.

1.

342p



3.

261p

2.

469p

4.

347p

5.

146p

6.

431p

7.

102p

8.

555p



# 3-digit numbers

Write a different number from 1 to 9 in each blank.

Cut out the strips and single squares.

Explore how many 3-digit numbers you can make.

	0	0
--	---	---

--

	0	0
--	---	---

--


	0	0
--	---	---

	0
--	---

	0
--	---

# Bees

Estimate how many bees there are. Count them, grouping in 5s.



Estimate:  bees

Count:  bees

**I more, I less, 100 more, 100 less**

Write the numbers  
I less and I more.

2. 

	146	
--	-----	--

4. 

	800	
--	-----	--

6. 

	164	
--	-----	--

Write the numbers  
100 less and 100 more.

9. 

	186	
--	-----	--

11. 

	874	
--	-----	--

13. 

	555	
--	-----	--

1. 

229	230	231
-----	-----	-----

3. 

	759	
--	-----	--

5. 

	325	
--	-----	--

7. 

	999	
--	-----	--

8. 

	243	
--	-----	--

10. 

	902	
--	-----	--

12. 

	761	
--	-----	--

14. 

	438	
--	-----	--



# 100 more, 100 less



Write the numbers  
100 less or 100 more.



100  
more →



100  
more →



100  
less →



100  
more →



100  
less →



100  
less →



100  
more →



100  
less →



--	--	--	--	--	--

100 ↑ more

192	276	355	619	734	428
-----	-----	-----	-----	-----	-----

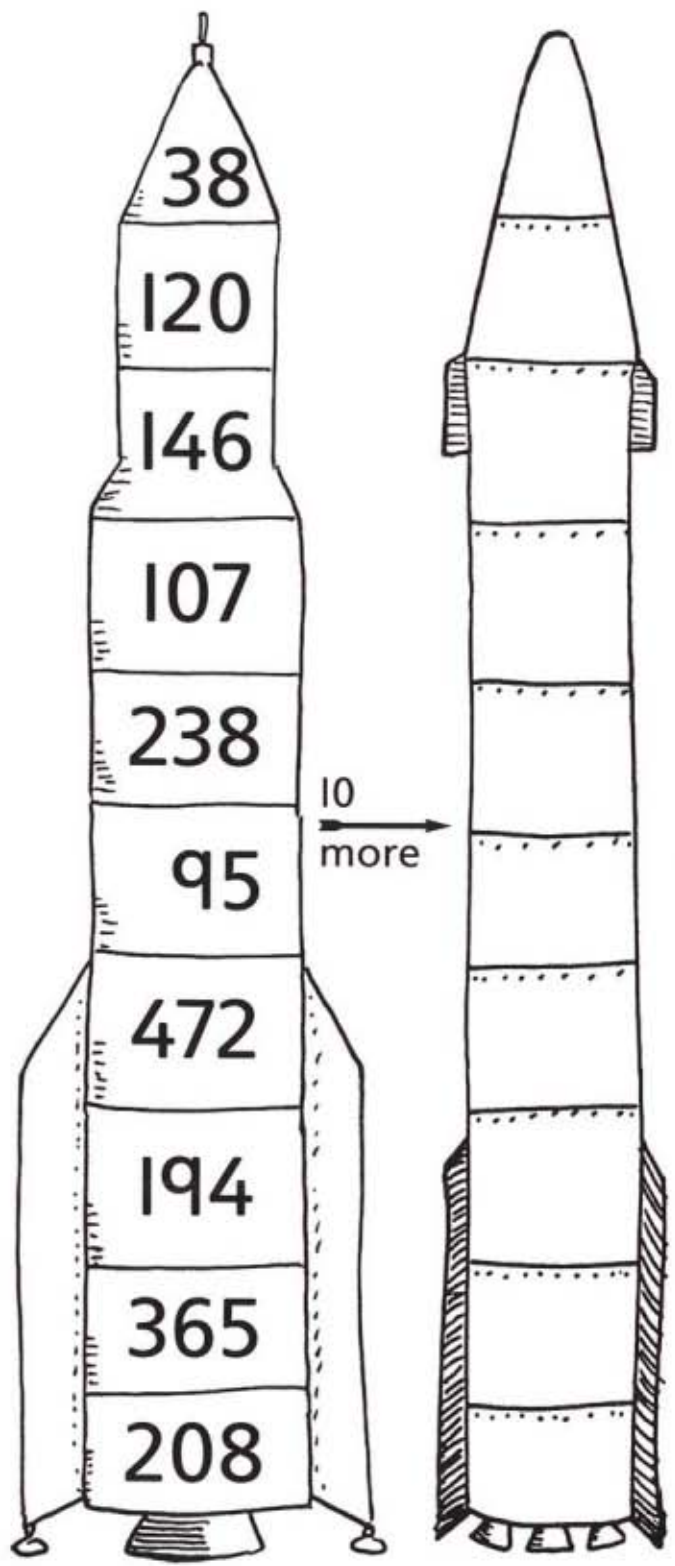
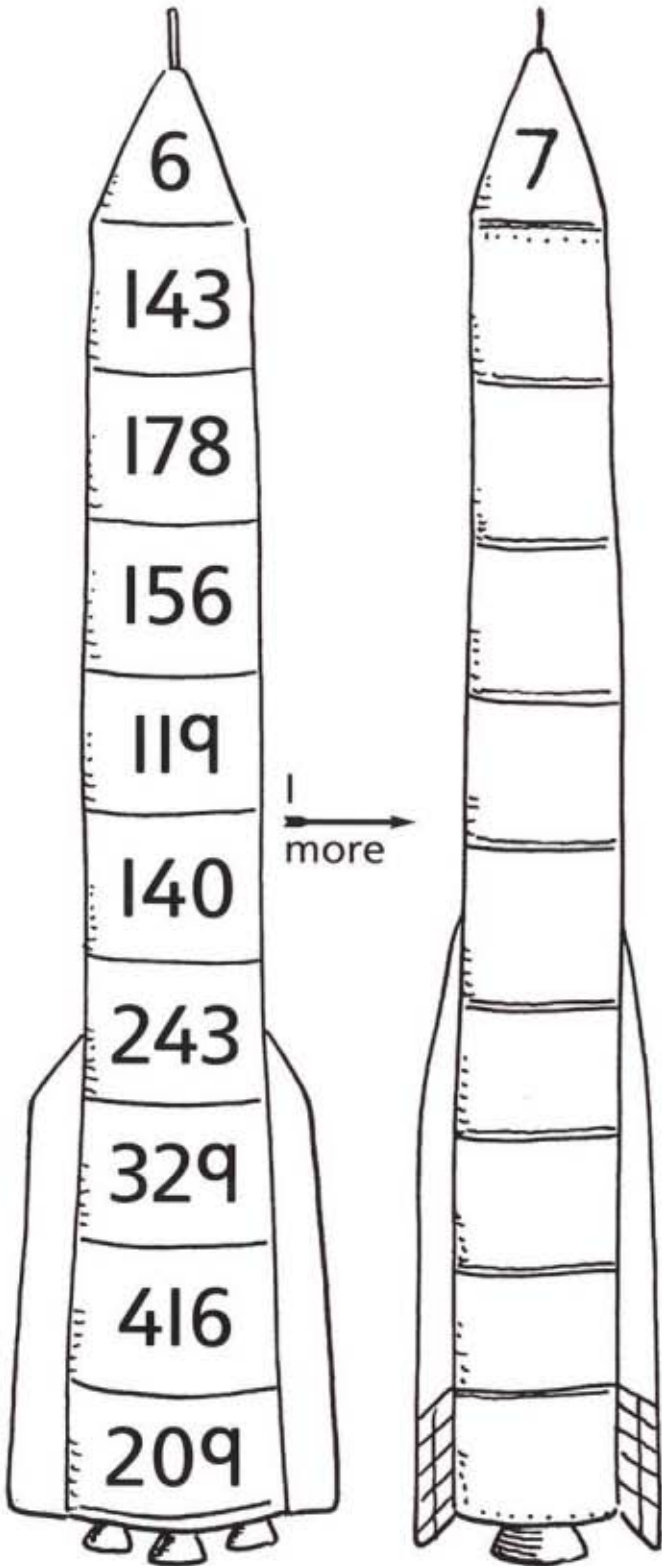
100 ↓ less

--	--	--	--	--	--




# I more, 10 more

Complete the number rockets.




# Adding to 100


For each grid, write the number of squares that are shaded, and the number that are not.




1.  $30 + 70 = 100$



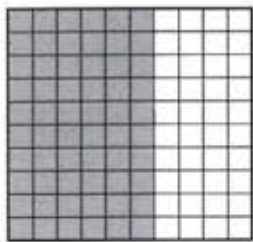
2. \_\_\_\_\_ + \_\_\_\_\_ = 100




3. \_\_\_\_\_ + \_\_\_\_\_ = 100




4. \_\_\_\_\_ + \_\_\_\_\_ = 100




5. \_\_\_\_\_ + \_\_\_\_\_ = 100



6. \_\_\_\_\_ + \_\_\_\_\_ = 100













7. \_\_\_\_\_ + \_\_\_\_\_ = 100



8. \_\_\_\_\_ + \_\_\_\_\_ = 100


# Adding to 20

Write the number partners to 20.



# Pairs to 20

Complete these subtractions.



1.  $20 - 13 = \square$

2.  $20 - 4 = \square$

3.  $20 - 1 = \square$

4.  $20 - 8 = \square$

5.  $20 - \square = 3$

6.  $20 - \square = 18$

7.  $20 - \square = 10$

8.  $20 - \square = 13$

9.  $20 - 9 = \square$

10.  $20 - 19 = \square$

11.  $20 - \square = 5$

12.  $20 - \square = 14$

13.  $20 - 2 = \square$

14.  $20 - \square = 6$



# Adding three numbers

Complete these additions.  
Look for 10s!

1.  $5 + 5 + 3 = \boxed{13}$

3.  $4 + 8 + 6 = \boxed{\phantom{00}}$

5.  $2 + 8 + 9 = \boxed{\phantom{00}}$

7.  $7 + 8 + 3 = \boxed{\phantom{00}}$

9.  $1 + 7 + 9 = \boxed{\phantom{00}}$

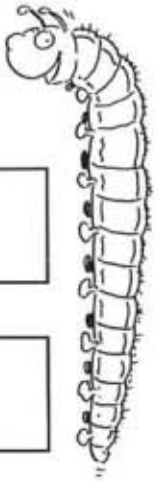
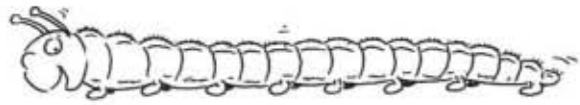
11.  $1 + 1 + 9 = \boxed{\phantom{00}}$

13.  $4 + 4 + 6 = \boxed{\phantom{00}}$

15.  $9 + 2 + 1 = \boxed{\phantom{00}}$

17.  $6 + 6 + 4 = \boxed{\phantom{00}}$

19.  $4 + 5 + 6 = \boxed{\phantom{00}}$



2.  $4 + 6 + 7 = \boxed{\phantom{00}}$

4.  $7 + 3 + 3 = \boxed{\phantom{00}}$

6.  $8 + 6 + 2 = \boxed{\phantom{00}}$

8.  $10 + 9 + 0 = \boxed{\phantom{00}}$

10.  $9 + 3 + 1 = \boxed{\phantom{00}}$

12.  $7 + 5 + 3 = \boxed{\phantom{00}}$

14.  $8 + 2 + 2 = \boxed{\phantom{00}}$

16.  $5 + 4 + 5 = \boxed{\phantom{00}}$

18.  $2 + 8 + 1 = \boxed{\phantom{00}}$

20.  $5 + 6 + 5 = \boxed{\phantom{00}}$

# Shapes

Continue each pattern.

Colour squares red, rectangles orange, triangles yellow, hexagons blue, and octagons green.

Make up a pattern of your own.

A 10x10 dot grid. The first five columns contain a pattern of shapes: a hexagon (columns 1-3), a square (columns 3-4), a hexagon (columns 4-6), a square (columns 6-7), and a hexagon (columns 7-9).

A 10x10 dot grid. The first four columns contain a pattern of shapes: an octagon (columns 1-3), a square (columns 3-4), an octagon (columns 4-6), and a square (columns 6-7).

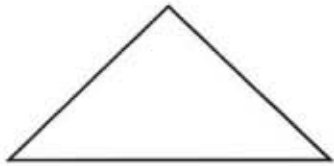
A 10x10 dot grid. The first four columns contain a pattern of shapes: a square (columns 1-4), a triangle (columns 2-3), a square (columns 3-4), and a triangle (columns 4-5).

A blank 10x10 dot grid for creating a custom pattern.

# Names of shapes


Write the name of each shape.

2.



.....

4.



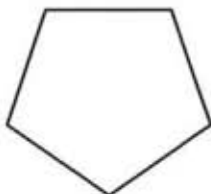
.....

6.



.....

8.



.....

Draw your own set of shapes and name them.

1.



rectangle

.....

3.



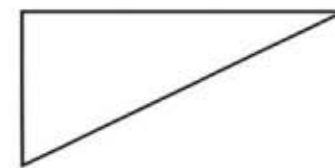
.....

5.



.....

7.



.....


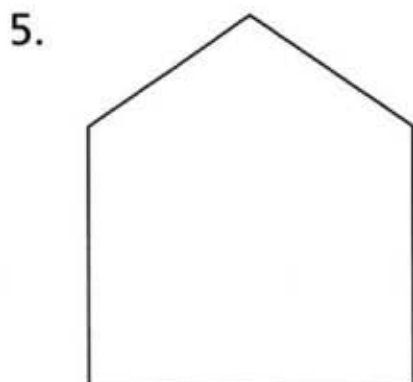
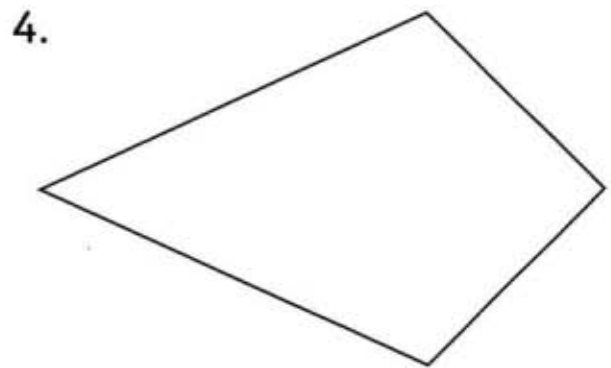
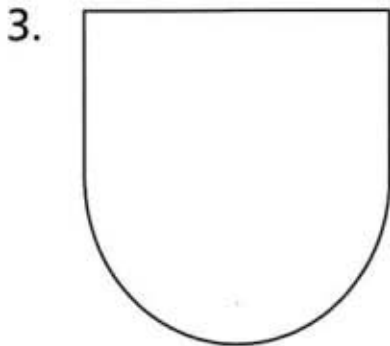
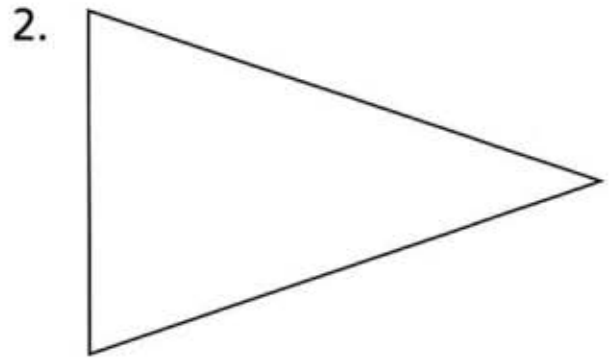

9.



.....

# Symmetry

Draw the lines of symmetry on these shapes.

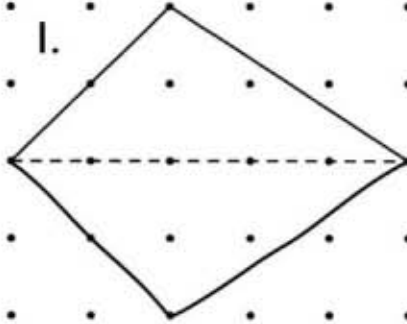




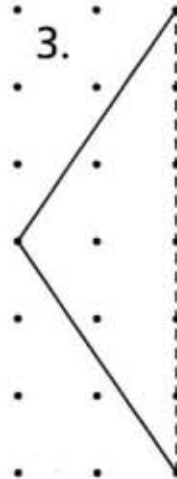
# Symmetry

Draw the other half of these symmetrical shapes.

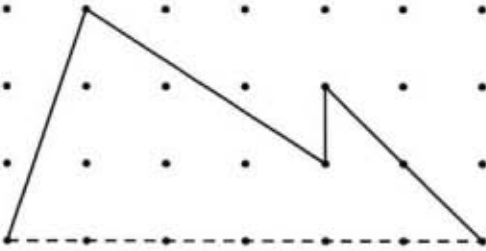
1.



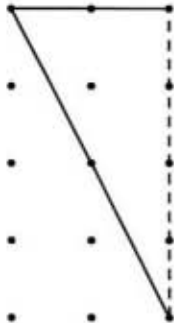
3.



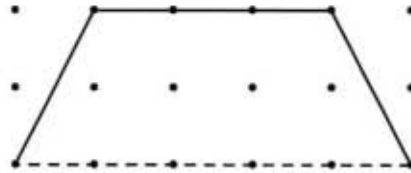
2.



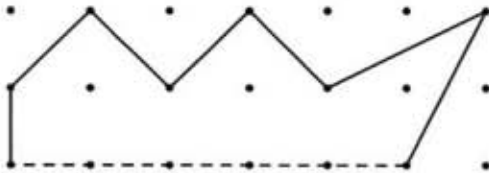
4.



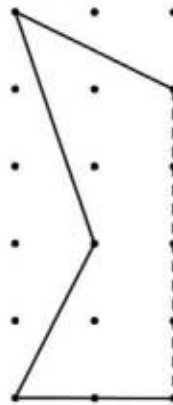
5.



6.



7.




Use dotted paper to draw some symmetrical shapes of your own.

# Metres

Circle the length you think is nearest.

1. your height




- 1m
- 2m
- 3m

2. teacher's height




- 1m
- 2m
- 3m

3. classroom length



- 4m
- 6m
- 8m


4. classroom height



- 2m
- 3m
- 4m


5. height of a room

Write your own estimates for these lengths.




m

6. height of school



m

7. width of playground



m

8. length of hall



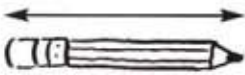
m

# Centimetres

Find one of each object.

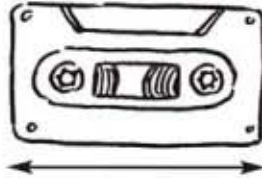
Measure its length, width or height in centimetres.

1.



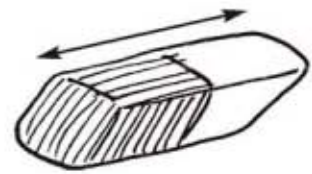
cm

2.



cm

3.



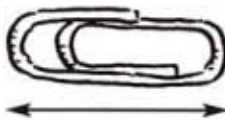
cm

4.




cm

5.




cm

6.




cm

7.



cm

8.




cm

9.



cm

10.



cm

11.



cm

12.



cm

# Metres and centimetres

Write these lengths in centimetres (cm).



1.  $1.35 \text{ m} = \dots\dots\dots \text{ cm}$

2.  $2.10 \text{ m} = \dots\dots\dots \text{ cm}$

3.  $3 \text{ m} = \dots\dots\dots \text{ cm}$

4.  $1\frac{1}{2} \text{ m} = \dots\dots\dots \text{ cm}$


5.  $2\frac{1}{2} \text{ m} = \dots\dots\dots \text{ cm}$

6.  $4.58 \text{ m} = \dots\dots\dots \text{ cm}$

7.  $6 \text{ m } 7 \text{ cm} = \dots\dots\dots \text{ cm}$

8.  $20 \text{ m} = \dots\dots\dots \text{ cm}$

Write these lengths in metres (m) using a decimal point.



9.  $245 \text{ cm} = \dots\dots\dots \text{ m}$

10.  $325 \text{ cm} = \dots\dots\dots \text{ m}$

11.  $400 \text{ cm} = \dots\dots\dots \text{ m}$

12.  $150 \text{ cm} = \dots\dots\dots \text{ m}$

13.  $208 \text{ cm} = \dots\dots\dots \text{ m}$






14.  $306 \text{ cm} = \dots\dots\dots \text{ m}$

15.  $65 \text{ cm} = \dots\dots\dots \text{ m}$

16.  $3\frac{1}{2} \text{ m} = \dots\dots\dots \text{ m}$




# Tally chart

Transport	Tallies	Total
skateboard 		
bicycle 		
tricycle 		
scooter 		
roller blades 		

1. What was the total number of tallies? .....
2. Which type of transport appeared most? .....
3. Which type of transport appeared least? .....

# Pictogram

Some children were asked for their favourite colour. The results are shown in the pictogram.



**Key**

● = 2 votes

Write which colour:

1. has 5 votes .....
  2. has 7 votes .....
  3. is the most popular .....
  4. is the least popular .....
  5. has 3 more votes than yellow .....
  6. has 3 less votes than red .....
  7. has twice as many votes as green .....
  8. has 2 more votes than green .....
  9. is the second most popular .....
  10. has 5 less votes than red .....
11. How many children voted altogether?

# Adding

1	2	3	4	5	6	7	8	9	10	11	12	13	14	15	16	17	18
---	---	---	---	---	---	---	---	---	----	----	----	----	----	----	----	----	----

Complete these additions.  
Use the number track to help.



- |                                     |                                     |                                     |
|-------------------------------------|-------------------------------------|-------------------------------------|
| 1. $16 + 4 =$ <input type="text"/>  | 2. $24 + 6 =$ <input type="text"/>  | 3. $13 + 5 =$ <input type="text"/>  |
| 4. $16 + 3 =$ <input type="text"/>  | 5. $20 + 4 =$ <input type="text"/>  | 6. $23 + 5 =$ <input type="text"/>  |
| 7. $24 + 4 =$ <input type="text"/>  | 8. $23 + 3 =$ <input type="text"/>  | 9. $31 + 5 =$ <input type="text"/>  |
| 10. $40 + 1 =$ <input type="text"/> | 11. $20 + 9 =$ <input type="text"/> | 12. $22 + 5 =$ <input type="text"/> |
| 13. $23 + 2 =$ <input type="text"/> | 14. $31 + 7 =$ <input type="text"/> | 15. $27 + 7 =$ <input type="text"/> |
| 16. $14 + 7 =$ <input type="text"/> | 17. $26 + 9 =$ <input type="text"/> | 18. $18 + 5 =$ <input type="text"/> |
| 19. $31 + 9 =$ <input type="text"/> | 20. $33 + 4 =$ <input type="text"/> | 21. $26 + 6 =$ <input type="text"/> |
| 22. $15 + 7 =$ <input type="text"/> | 23. $33 + 6 =$ <input type="text"/> | 24. $23 + 8 =$ <input type="text"/> |
| 25. $25 + 5 =$ <input type="text"/> | 26. $21 + 6 =$ <input type="text"/> | 27. $31 + 8 =$ <input type="text"/> |
| 28. $24 + 9 =$ <input type="text"/> | 29. $11 + 7 =$ <input type="text"/> | 30. $13 + 4 =$ <input type="text"/> |

19
20
21
22
23
24
25
26
27
28
29
30
31
32
33
34
35
36
37
38
39
40
41



# Problems

1. Ravi saves 14p, and is then given another 3p. How much has he altogether?



2. Sue buys an ice-cream for 30p and a ball for 9p. How much has she spent altogether?



3. Jane has 8p more than Lu, who has 11p. How much does Jane have?




4. Rob has 25 sweets. When he comes back from the shops he has a total of 29 sweets. How many more sweets did he buy?



5. Nick is 4 years older than Katie. Katie is 14 years old. How old is Nick?



6. Laura is 3 years younger than Mark, who is 28 years old. How old is Laura?



7. The time is 11:40. What time will it be in 7 minutes?



8. One number is 7 more than another. If the larger number is 19, what is the smaller number?



# Subtracting

Write the missing numbers to complete the subtractions.



1.  $25 - 5 = \square$

3.  $18 - 8 = \square$

5.  $29 - 9 = \square$

7.  $26 - \square = 20$

9.  $19 - \square = 10$

11.  $55 - \square = 50$

13.  $\square - 2 = 30$

15.  $\square - 7 = 50$

17.  $\square - 3 = 40$

2.  $36 - 6 = \square$

4.  $47 - 7 = \square$

6.  $54 - 4 = \square$

8.  $38 - \square = 30$

10.  $42 - \square = 40$

12.  $34 - \square = 30$


14.  $\square - 5 = 70$

16.  $\square - 4 = 20$

18.  $\square - 8 = 90$



# Subtracting



1	2	3	4	5	6	7	8	9	10	11	12	13	14	15	16	17	18
---	---	---	---	---	---	---	---	---	----	----	----	----	----	----	----	----	----

1.  $18 - 6 =$

2.  $15 - 5 =$



3.  $22 - 4 =$

4.  $13 - 4 =$

5.  $23 - 8 =$

6.  $24 - 5 =$

7.  $17 - 3 =$

8.  $35 - 8 =$

9.  $31 - 7 =$

10.  $21 - 8 =$



11.  $33 - 4 =$

12.  $15 - 7 =$

13.  $24 - 8 =$



14.  $26 - 9 =$

15.  $15 - 6 =$

16.  $34 - 4 =$

17.  $30 - 8 =$

18.  $33 - 8 =$

19.  $32 - 9 =$

20.  $26 - 6 =$



19
20
21
22
23
24
25
26
27
28
29
30
31
32
33
34
35
36
37
38
39
40

# Problems

1. Angela won 27 points, then lost six points. How many points has she now?



2. There are 34 children at the party. Two leave early. How many are left at the party?



3. Lyn has 7p less than Sam, who has 19p. How much does Lyn have?



4. I went to the sweet shop with 39p in my purse, and came out with 32p. How much did I spend?



5. The cost of an ice-cream has been cut by 9p. It used to be 28p. How much is it now?



6. Mum is 36 years old, and her sister is six years younger. How old is Mum's sister?



7. Stefan has 26p, and James has 5p less. How much do they have between them?



8. Megan spent 7p. She has 22p left. How much did she start with?



9. Tina broke a 6 cm piece off her ruler. It was 30 cm long. How long is it now?




10. The cycle ride is 18 miles long. There are seven miles to go. How far have we cycled?




# Minutes


Write how many minutes have passed since the hour.




minutes




minutes




minutes




minutes




minutes



minutes



minutes




minutes




# Five minutes


Write the matching digital times.




⌋  
:  
⌋




⌋  
:  
⌋




⌋  
:  
⌋




⌋  
:  
⌋




⌋  
:  
⌋



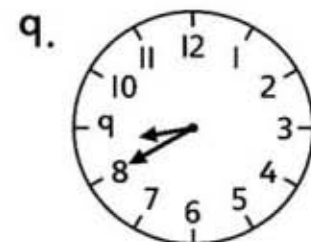
⌋  
:  
⌋



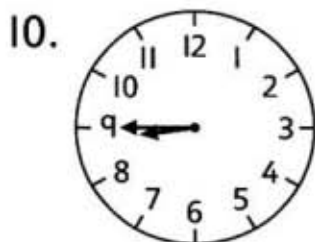
⌋  
:  
⌋




⌋  
:  
⌋




⌋  
:  
⌋



⌋  
:  
⌋



⌋  
:  
⌋

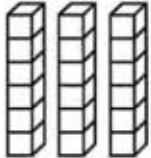


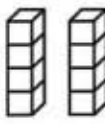

⌋  
:  
⌋

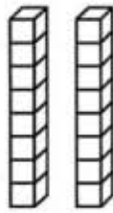


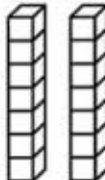
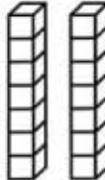
# Multiplying and dividing

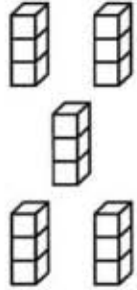
Write a multiplication and a division for each set of cubes.


1.   $3 \times 6 = 18$   
 $18 \div 6 = 3$


2.   $\square \times \square = \square$   
  $\square \div \square = \square$

3.   $\square \times \square = \square$   
 $\square \div \square = \square$

4.   $\square \times \square = \square$   
  $\square \div \square = \square$

5.   $\square \times \square = \square$   
 $\square \div \square = \square$

6.   $\square \times \square = \square$   
 $\square \div \square = \square$

7.   $\square \times \square = \square$   
 $\square \div \square = \square$

# Multiplying and dividing

1.  $3 \times \text{☀} = 15$   
 $15 \div 5 = \text{☀}$

2.  $4 \times \text{☀} = 12$   
 $12 \div 3 = \text{☀}$

3.  $2 \times 4 = \text{☀}$   
 $8 \div 4 = \text{☀}$

4.  $5 \times 4 = \text{☀}$   
 $20 \div \text{☀} = 5$

5.  $\text{☀} \times 4 = 24$   
 $24 \div \text{☀} = 6$

6.  $7 \times \text{☀} = 21$   
 $21 \div 3 = \text{☀}$


7.  $\text{☀} \times 2 = 16$   
 $\text{☀} \div 2 = 8$

8.  $1 \times \text{☀} = 3$   
 $3 \div \text{☀} = 1$


9.  $6 \times \text{☀} = 60$   
 $60 \div \text{☀} = 6$


10.  $9 \times 2 = \text{☀}$   
 $18 \div \text{☀} = 9$


# Twos


1.   $\times 2 = 8$




2.   $\times 2 = 16$


3.   $\times 2 = 18$

4.   $\times 2 = 20$


5.   $\times 2 = 4$




6.   $\times 2 = 10$


7.   $\times 2 = 6$



8.   $\times 2 = 2$


9.   $\times 2 = 12$





10.   $\times 2 = 14$

11.  $11 \times 2 =$  



12.  $12 \times 2 =$  

13.   $\times 2 = 100$



## Dividing by 2

1.  $12 \div 2 = \square$

2.  $8 \div 2 = \square$

3.  $2 \div 2 = \square$

4.  $10 \div 2 = \square$

5.  $14 \div 2 = \square$

6.  $4 \div 2 = \square$

7.  $20 \div 2 = \square$

8.  $16 \div 2 = \square$

9.  $6 \div 2 = \square$


10.  $18 \div 2 = \square$

11.  $100 \div 2 = \square$

12.  $40 \div 2 = \square$

13.  $50 \div 2 = \square$


14.  $1000 \div 2 = \square$






# Fractions


Write the missing numbers and fractions to show how much of each set is shaded.




$\frac{1}{3}$  of 9 = 3




of 8 =




of 6 =




of 12 =




of 6 =



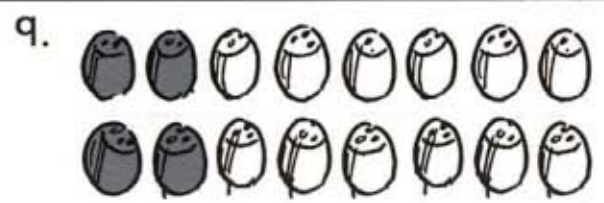
of 12 =



of 12 =



of 4 =



of 16 =

# Fractions



1.  $\frac{1}{3}$  of 6p =



2.  $\frac{1}{2}$  of 10p =



3.  $\frac{1}{4}$  of 20p =



4.  $\frac{1}{4}$  of 8p =

5.  $\frac{1}{2}$  of 12p =

6.  $\frac{1}{4}$  of 12p =

7.  $\frac{1}{3}$  of 12p =

8.  $\frac{1}{3}$  of 15p =

9.  $\frac{1}{4}$  of 80p =

10.  $\frac{1}{2}$  of £1 =

11.  $\frac{1}{5}$  of £1 =

12.  $\frac{1}{10}$  of £1 =

# Fractions



1.  $\frac{1}{2}$  of 6 =

2.  $\frac{1}{3}$  of 9 =

3.  $\frac{1}{4}$  of 12 =

4.  $\frac{1}{2}$  of 20 =

5.  $\frac{1}{2}$  of 50 =

6.  $\frac{1}{4}$  of 24 =

7.  $\frac{1}{4}$  of 20 =

8.  $\frac{1}{3}$  of 21 =

9.  $\frac{1}{2}$  of 30 =

10.  $\frac{1}{3}$  of 27 =

11.  $\frac{1}{3}$  of 60 =

12.  $\frac{1}{4}$  of 100 =

13.  $\frac{1}{3}$  of 30 =

14.  $\frac{1}{2}$  of 14 =

15.  $\frac{1}{4}$  of 32 =

16.  $\frac{1}{2}$  of 18 =



# Doubling

Double each set of coins.  
Use real coins to help you.

1.



double  $\boxed{2\text{ p}} = \boxed{\phantom{00}}\text{ p}$

2.



double  $\boxed{5\text{ p}} = \boxed{\phantom{00}}\text{ p}$

3.



double  $\boxed{\phantom{00}}\text{ p} = \boxed{\phantom{00}}\text{ p}$

4.



double  $\boxed{\phantom{00}}\text{ p} = \boxed{\phantom{00}}\text{ p}$

5.



double  $\boxed{\phantom{00}}\text{ p} = \boxed{\phantom{00}}\text{ p}$

6.



double  $\boxed{\phantom{00}}\text{ p} = \boxed{\phantom{00}}\text{ p}$

7.



double  $\boxed{\phantom{00}}\text{ p} = \boxed{\phantom{00}}\text{ p}$

8.





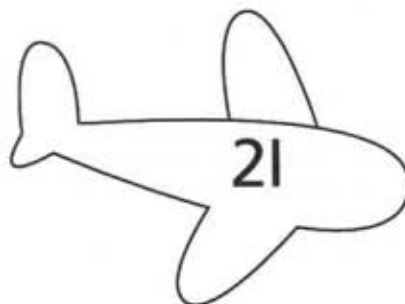


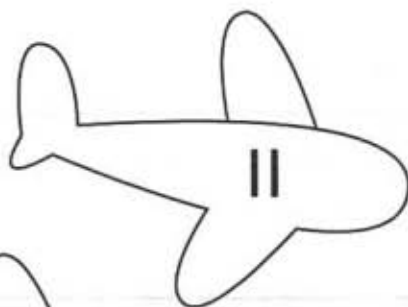
double  $\boxed{\phantom{00}}\text{ p} = \boxed{\phantom{00}}\text{ p}$




# Doubling and halving

Colour each plane and the parachute that has double the number.

Use one colour for each pair.



# Doubling machine



Complete these doubling tables.

in	21	24	32	23	14	41	31	42
out	42							

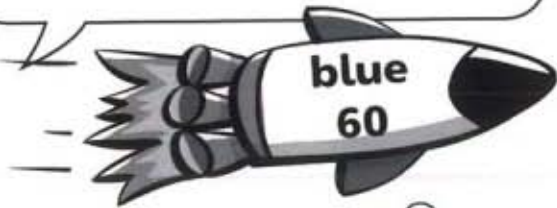
in	11	34	22	12	44	33	13	43
out								

in	25	5	45	75	15	65	35	55
out								

# Nearest 10

For the blue spaceship, colour blue the aliens that have 60 as their nearest 10.

Do the same for the green (30), orange (10) and yellow (90) spaceships.



A collection of 20 alien characters, each with a number on its chest. The numbers are: 89, 64, 31, 6, 34, 14, 32, 61, 92, 59, 9, 92, 63, 94, 7, 91, 28, 85, 56, 28, 85.





# Between

Write the number in between these pairs of numbers.

1. 

115		117
-----	--	-----

2. 

236		238
-----	--	-----

3. 

299		301
-----	--	-----

4. 

400		402
-----	--	-----

5. 

598		600
-----	--	-----

6. 

643		645
-----	--	-----

7. 

264		266
-----	--	-----

8. 

109		111
-----	--	-----

9. 

708		710
-----	--	-----

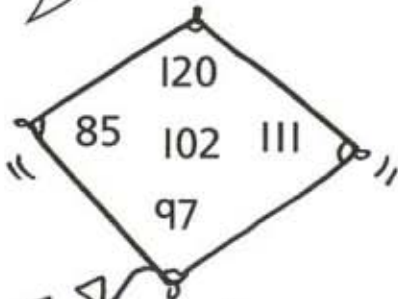
10. 

599		601
-----	--	-----

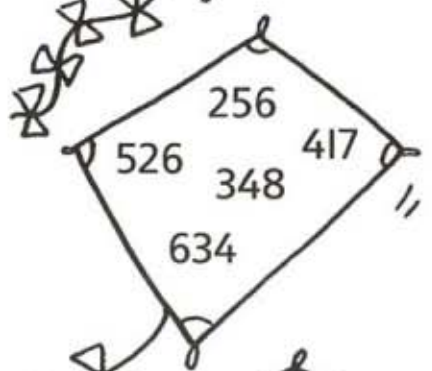


# Ordering

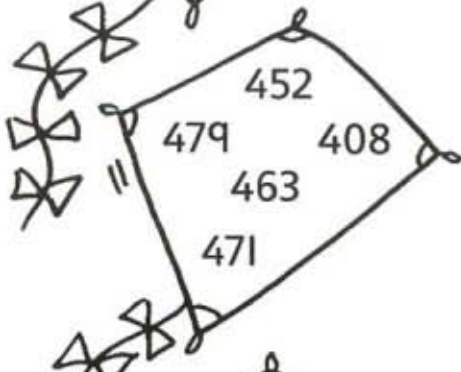
Write each set of numbers in order, smallest to largest.



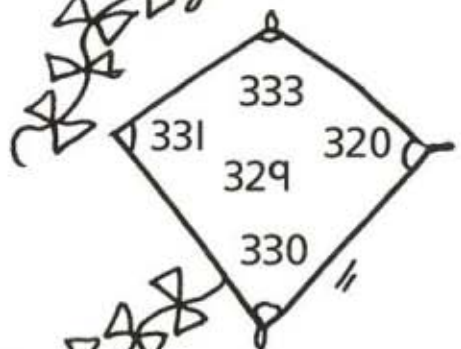
--	--	--	--	--



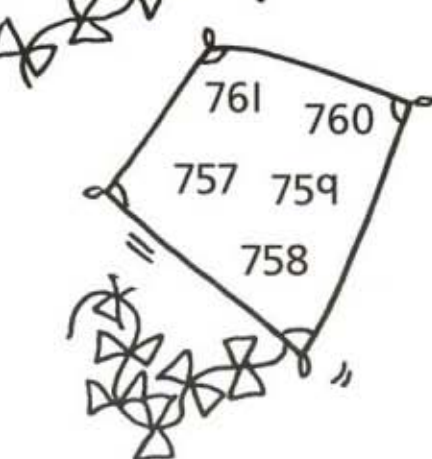
--	--	--	--	--



--	--	--	--	--



--	--	--	--	--



--	--	--	--	--


# 3-digit numbers

A game for two or more players, each with a copy of this score sheet. Shuffle a set of 0–9 number cards and place them face down in a pile. Turn the top card over. All the players write the number in one of their 'round 1' boxes. After three cards have been turned over, the player with the largest number scores 5 points, the next largest 4 points, and so on. Play six rounds. The winner is the player with the largest total score.

round 1

--	--	--


score



round 2

--	--	--


score



round 3

--	--	--

score



round 4

--	--	--


score



round 5

--	--	--


score



round 6

--	--	--

score



total score

--

# Multiples

Complete the table with ticks and crosses.

	multiple of 10	multiple of 50	multiple of 100	multiple of 2	multiple of 5
630	✓	✗	✗	✓	✓
950					
35					
180					
220					
95					
20					
46					
17					
100					

# Odd and even

Write the missing numbers.

Colour the odd numbers blue.

Colour the even numbers red.

1	2	3	4	5	6	7	8	9	10
11	12						18		20
21		23		25		27			30
31		33	34		36		38		40
41	42					47			50
51		53		55				59	60
61			64		66		68		70
71									80
81	82				86			89	90
91	92	93	94	95	96	97	98	99	100



# Missing numbers

Write the missing numbers.



1.  $30 + \square = 100$

2.  $\square + 40 = 100$

3.  $80 + \square = 100$

4.  $10 + \square = 100$

5.  $\square + 50 = 100$

6.  $\square + 60 = 100$

7.  $70 + \square = 100$

8.  $20 + \square = 100$

9.  $90 + \square = 100$

10.  $\square + 65 = 100$

11.  $\square + 75 = 100$

12.  $85 + \square = 100$

13.  $45 + \square = 100$

14.  $\square + 35 = 100$

15.  $15 + \square = 100$

16.  $\square + 25 = 100$

17.  $\square + 95 = 100$

18.  $55 + \square = 100$

# Adding to 100

Loop pairs that add to 100.

The numbers must be next to each other.



52	43	11	89	44	25
36	65	27	18	46	75
31	35	48	26	54	19
69	33	72	28	10	30
72	45	55	43	90	20
8	92	16	59	27	80



Write your numbers (up to 100) in the grid, so that pairs can be looped.

Loop pairs that add to 100.






# Adding to the next 100

Write what must be added to make the next multiple of 100.



1.  $155 + \text{[spiky shape]} = 200$

2.  $278 + \text{[spiky shape]} = 300$

3.  $369 + \text{[spiky shape]} = 400$

4.  $87 + \text{[spiky shape]} = 100$

5.  $525 + \text{[spiky shape]} = 600$

6.  $471 + \text{[spiky shape]} = 500$

7.  $456 + \text{[spiky shape]} = 500$

8.  $183 + \text{[spiky shape]} = 200$

9.  $397 + \text{[spiky shape]} = \text{[spiky shape]}$

10.  $204 + \text{[spiky shape]} = \text{[spiky shape]}$

11.  $535 + \text{[spiky shape]} = \text{[spiky shape]}$

12.  $726 + \text{[spiky shape]} = \text{[spiky shape]}$

13.  $894 + \text{[spiky shape]} = \text{[spiky shape]}$

14.  $962 + \text{[spiky shape]} = \text{[spiky shape]}$

# Adding to make 100

Use the number lines to help you write in the missing numbers.



1.  $47 + \square = 100$

2.  $32 + \square = 100$



3.  $54 + \square = 100$

4.  $83 + \square = 100$



5.  $21 + \square = 100$

6.  $56 + \square = 100$



7.  $38 + \square = 100$

8.  $79 + \square = 100$

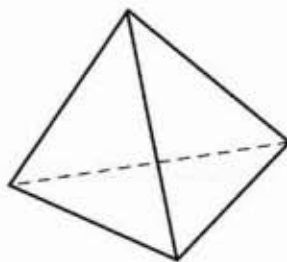
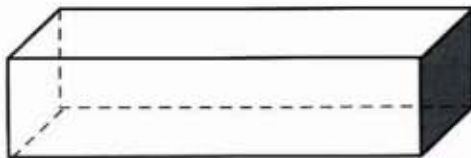
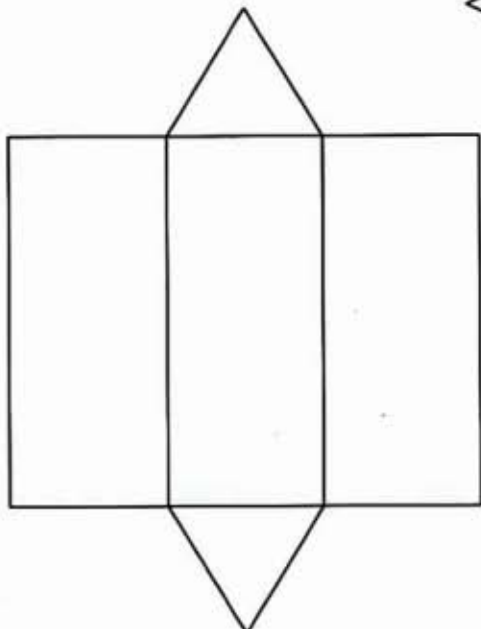
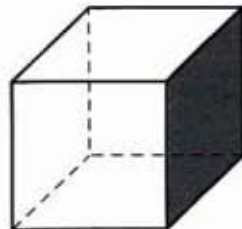
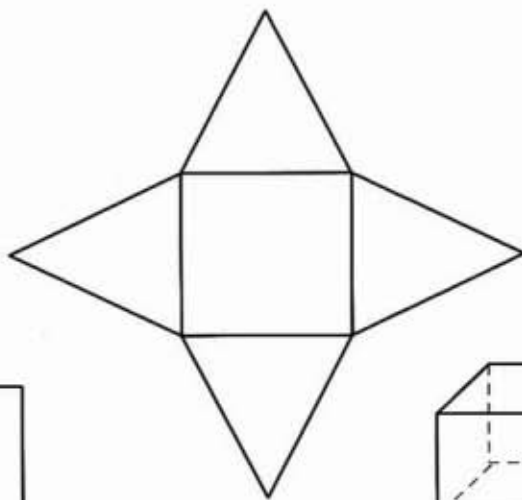
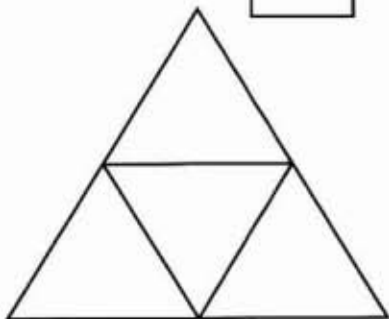
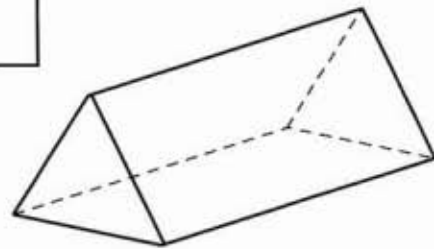
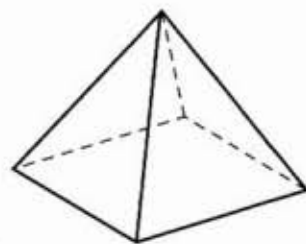
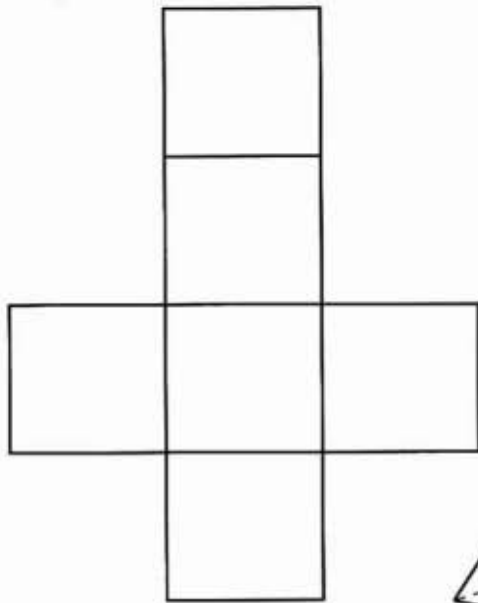
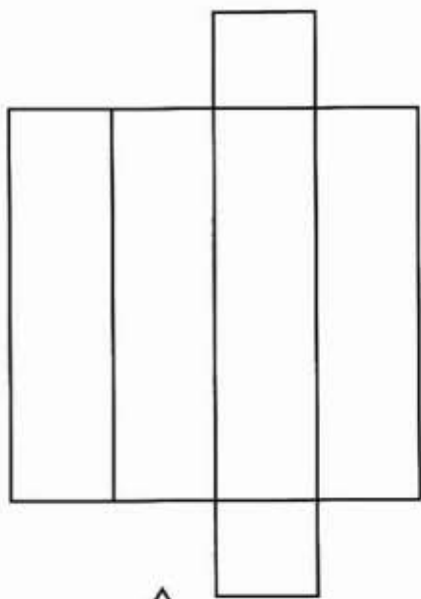
Solve these problems.

9. One hundred children were invited to a party. Seventy-seven children turned up. How many seats were empty? .....
10. Mavis is 84 years old. She will get a telegram from the Queen on her hundredth birthday. How long does she have to wait? .....
11. Sammy the snake is 58 cm long. How many centimetres must he grow to be one metre? .....



# Shapes

The 3D shapes on the right have been opened out to make the nets on the left. Colour the matching shapes and nets, using a different colour for each pair.



# Litres and millilitres

Write these capacities in millilitres (ml).



1. 1 l 200 ml = ..... ml

2. 2 l 400 ml = ..... ml

3. 5 l = ..... ml

4.  $3\frac{1}{2}$  l = ..... ml

5. 1 l 700 ml = ..... ml

6. 4 l 600 ml = ..... ml

7.  $2\frac{1}{2}$  l = ..... ml

8.  $1\frac{1}{2}$  l = ..... ml

Write these capacities in litres (l) and millilitres.

9. 1500 ml = ..... l ..... ml

10. 2300 ml = ..... l ..... ml

11. 700 ml = ..... l ..... ml

12. 3000 ml = ..... l ..... ml

13.  $1\frac{1}{2}$  l = ..... l ..... ml

14. 5600 ml = ..... l ..... ml

15. 1100 ml = ..... l ..... ml

16.  $4\frac{1}{2}$  l = ..... l ..... ml

# Hours and minutes

Write these times in minutes.



1. 1 hr 10 mins = ..... mins

2. 2 hrs 30 mins = ..... mins

3. 1 hr 55 mins = ..... mins

4. 2 hrs 5 mins = ..... mins

5.  $1\frac{1}{2}$  hrs = ..... mins

6.  $2\frac{1}{4}$  hrs = ..... mins

7.  $3\frac{1}{2}$  hrs = ..... mins

8. 4 hrs = ..... mins

Write these times in hours and minutes.



9. 90 mins = ..... hrs ..... mins

10. 130 mins = ..... hrs ..... mins

11. 65 mins = ..... hrs ..... mins

12. 200 mins = ..... hrs ..... mins

13. 100 mins = ..... hrs ..... mins

14. 50 mins = ..... hrs ..... mins

15.  $1\frac{1}{2}$  hrs = ..... hrs ..... mins

16.  $3\frac{1}{4}$  hrs = ..... hrs ..... mins

## Frequency table

Fruits:

orange

apple

banana

pear

plum

peach

apricot

grape

pineapple

melon

mango

guava

nectarine

greengage

passion fruit

blueberry

strawberry

raspberry

blackberry

redcurrant

papaya

fig

blackcurrant

lychee

Complete the tally chart to show how many times each of the vowels appears in the fruit names.  
Use your tallies to complete the frequency table.

### Number of vowels in fruit names

Vowel	Tallies
a	
e	
i	
o	
u	

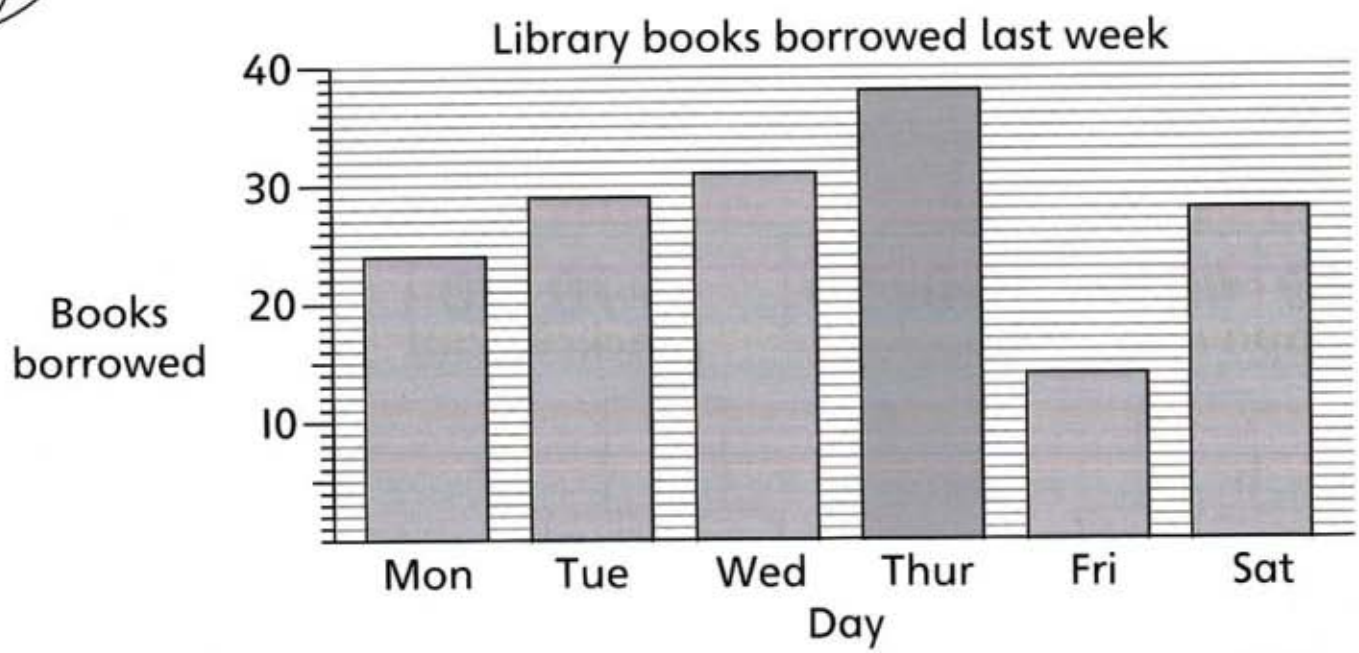
Vowel	Frequency
a	
e	
i	
o	
u	

- Which vowel appears most often? .....
- Which vowel appears least often? .....



# Bar graph

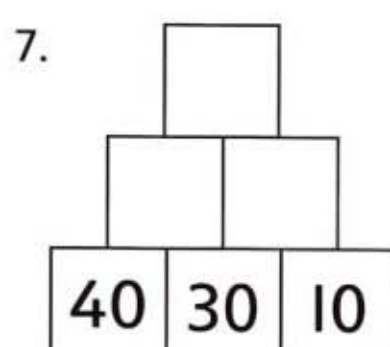
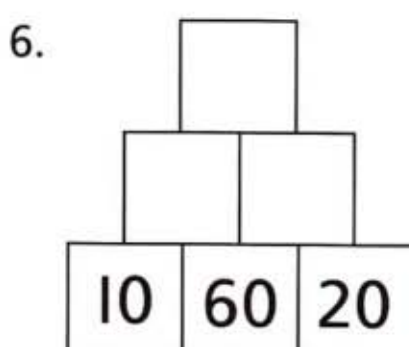
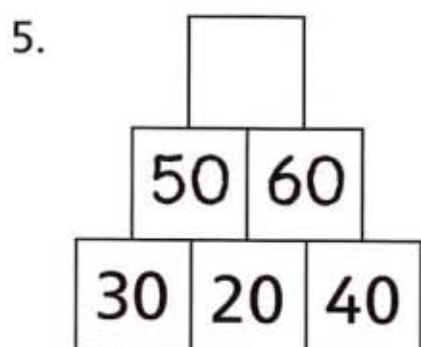
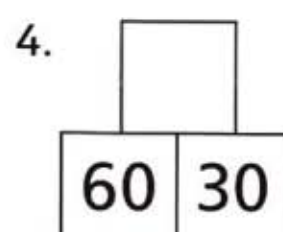
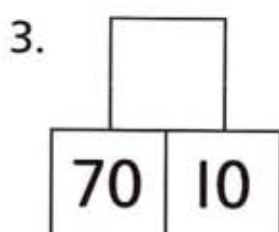
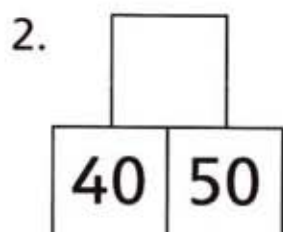
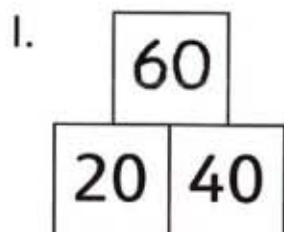
Answer the questions about the bar graph.



- How many books were borrowed on:
  - Monday?
  - Saturday?
- On which day were:
  - 31 books borrowed? .....
  - 29 books borrowed? .....
  - the most books borrowed? .....
  - the fewest books borrowed? .....
  - twice as many books borrowed as on Friday? .....
- On how many days were:
  - more than 30 books borrowed?
  - fewer than 28 books borrowed?
- How many books were borrowed in the week? .....

# Adding multiples of 10

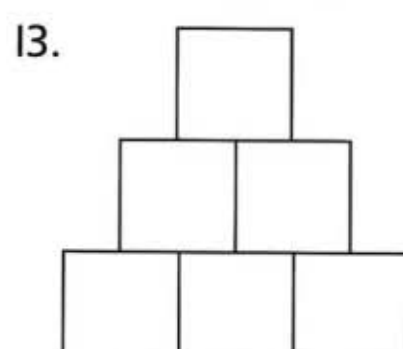
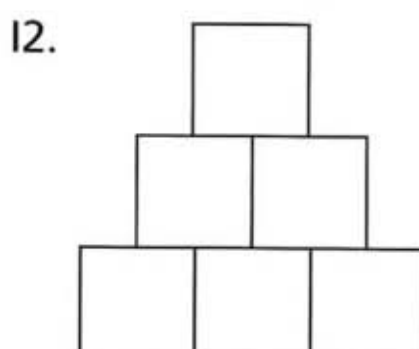
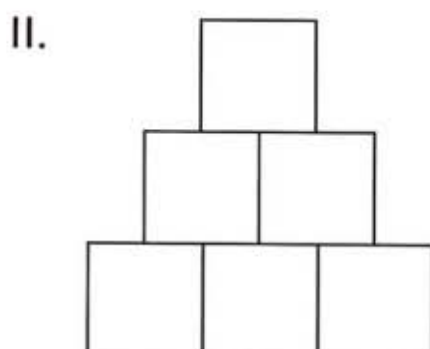
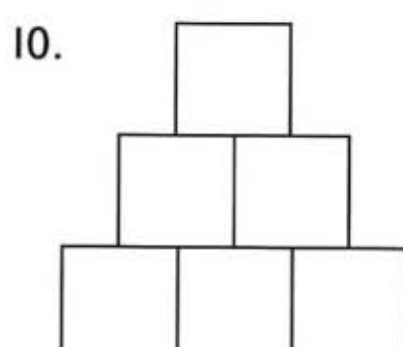
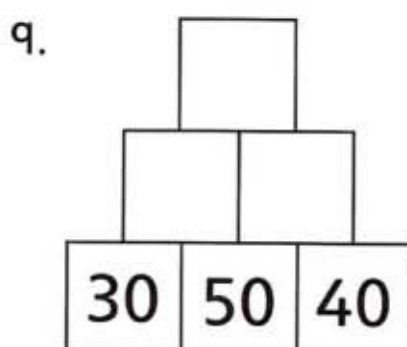
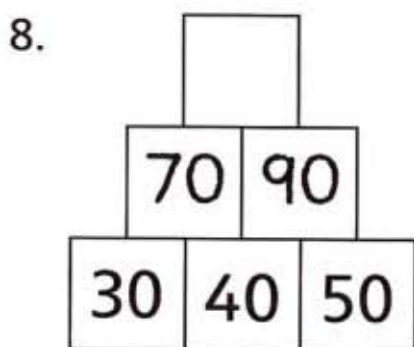
In each blank box, write the total of the two numbers below it.



Write 30, 40 and 50 in different orders along each bottom row.

Fill in the other numbers.

What are the top numbers?



# Subtracting multiples of 10

For each subtraction, roll a dice and multiply the dice number by 10. Write this number in the first box, then complete the subtraction.



1.  $65 - \square = \square$

2.  $70 - \square = \square$

3.  $85 - \square = \square$

4.  $60 - \square = \square$

5.  $80 - \square = \square$

6.  $95 - \square = \square$

7.  $90 - \square = \square$

8.  $75 - \square = \square$

9.  $100 - \square = \square$

10.  $120 - \square = \square$

11.  $105 - \square = \square$

12.  $115 - \square = \square$

13.  $270 - \square = \square$

14.  $180 - \square = \square$


15.  $65 - \square = \square$

16.  $290 - \square = \square$

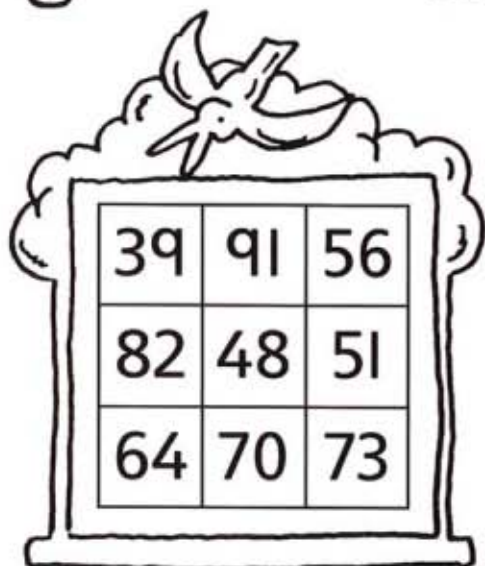



# Subtracting 20, 30, 50


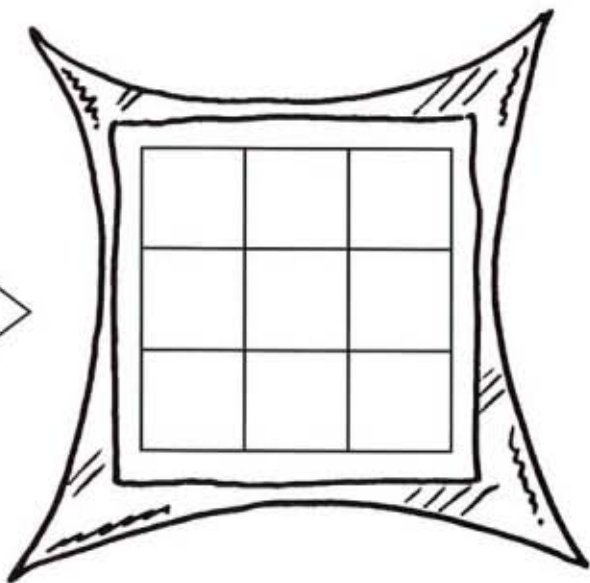
Complete the grids.




subtract 20



subtract 30

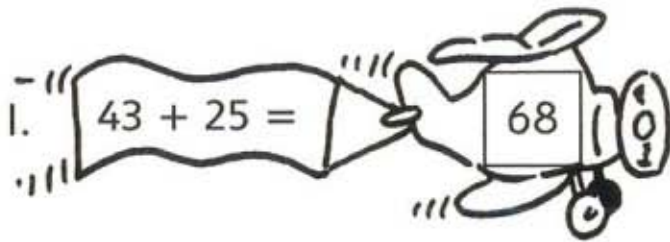


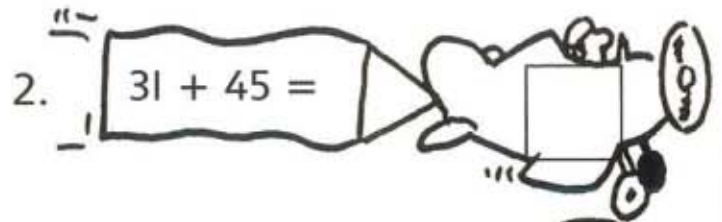
subtract 50

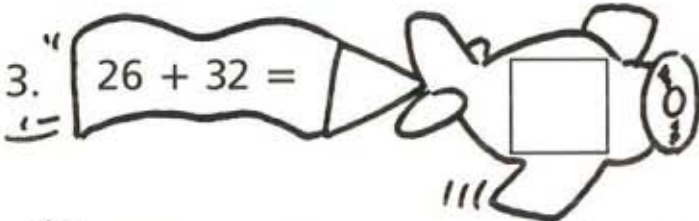


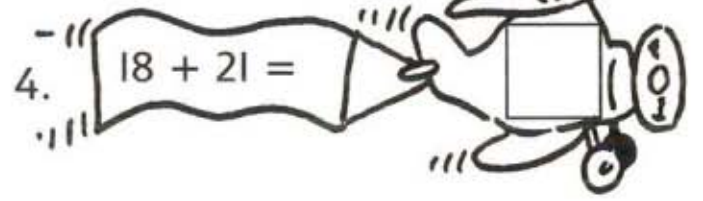


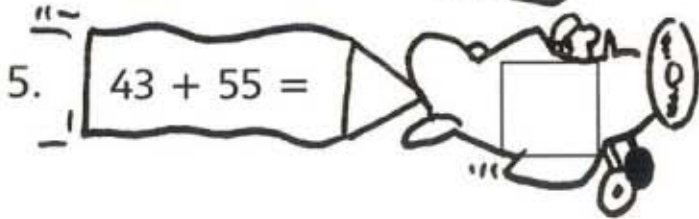
# Adding two 2-digit numbers

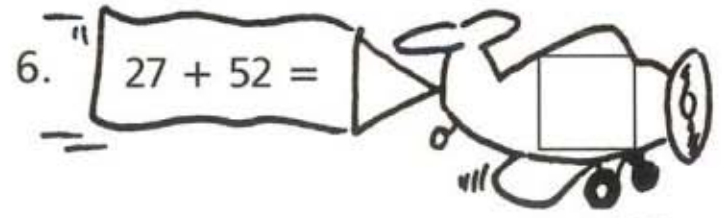
1.  $43 + 25 =$   68

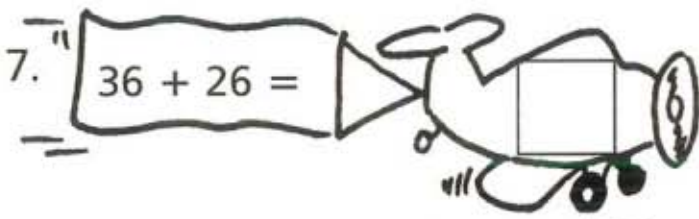
2.  $31 + 45 =$  

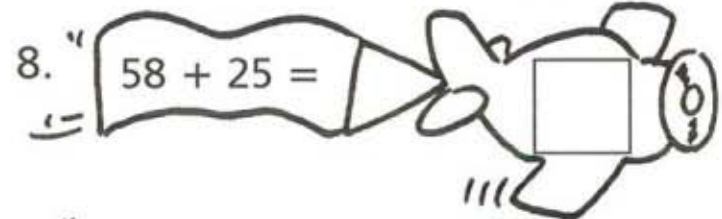
3.  $26 + 32 =$  


4.  $18 + 21 =$  

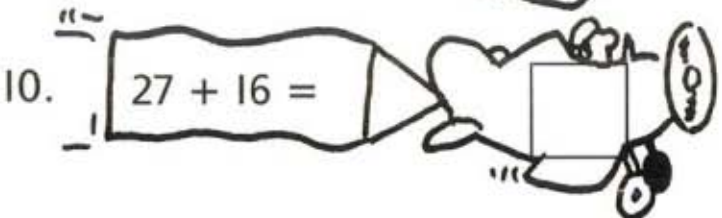
5.  $43 + 55 =$  

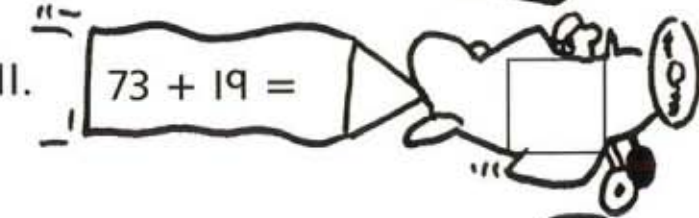
6.  $27 + 52 =$  

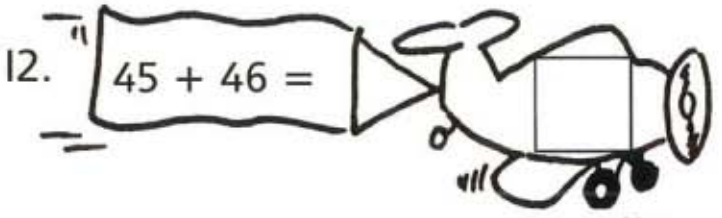
7.  $36 + 26 =$  

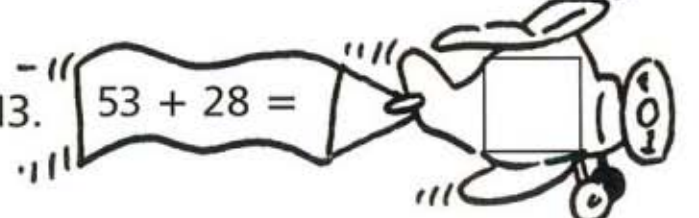
8.  $58 + 25 =$  

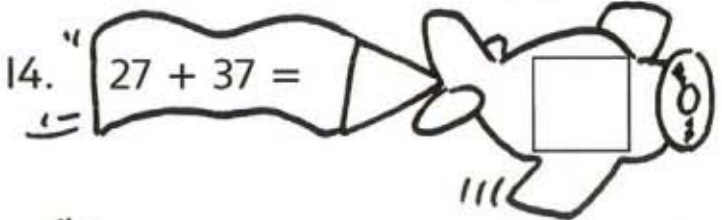
9.  $18 + 34 =$  

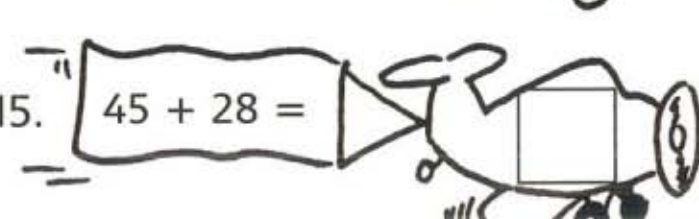
10.  $27 + 16 =$  

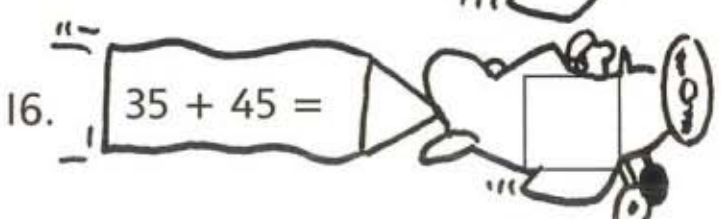
11.  $73 + 19 =$  

12.  $45 + 46 =$  

13.  $53 + 28 =$  

14.  $27 + 37 =$  

15.  $45 + 28 =$  

16.  $35 + 45 =$  

# Adding two 2-digit numbers

59

35

27


18

46


38

Add two numbers from the clouds above to make each of the scores.


1.




2.




3.




4.




5.




6.




7.



8.



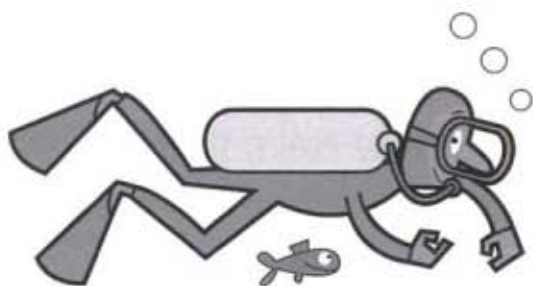
9.





# Adding multiples of 10

For each addition, roll a dice and multiply the dice number by 10. Write this number in the first box, then complete the addition.



1.  $230 + \square = \square$

2.  $340 + \square = \square$

3.  $120 + \square = \square$

4.  $130 + \square = \square$

5.  $324 + \square = \square$

6.  $132 + \square = \square$

7.  $154 + \square = \square$

8.  $289 + \square = \square$

9.  $176 + \square = \square$

10.  $231 + \square = \square$

11.  $97 + \square = \square$

12.  $385 + \square = \square$

13.  $276 + \square = \square$


14.  $177 + \square = \square$

15.  $85 + \square = \square$

16.  $209 + \square = \square$

# Adding 9, 19 and 29

A game for two players, each with a counter on 'Start'. Take turns to roll a dice and move your counter a matching number of spaces. Add the numbers you land on, keeping a running total. The winner is the first one to score 100.





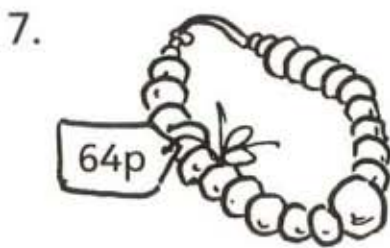

# Subtracting 19

The prices of all these toys have been reduced by 19p.

Work out the new prices.



$46p - 19p = 27$



## Adding and subtracting 9, 19, 29 ...

1.  $43 + 19 = \square$

2.  $54 + 9 = \square$

3.  $72 + 29 = \square$

4.  $81 + 19 = \square$

5.  $68 + 29 = \square$

6.  $29 + 19 = \square$

7.  $37 - 9 = \square$

8.  $46 - 19 = \square$

9.  $38 - 29 = \square$

10.  $37 - 29 = \square$

11.  $46 + 9 = \square$

12.  $55 + 19 = \square$

13.  $87 - 19 = \square$

14.  $64 - 19 = \square$

15.  $82 + 29 = \square$

16.  $75 - 29 = \square$

17.  $63 - 19 = \square$

18.  $52 - 9 = \square$

19.  $14 + 39 = \square$

20.  $42 + 39 = \square$

# Tens

Colour each shell and the starfish that says 10 times the number. Use one colour for each pair.



# Fives

Write the missing numbers.



1.  $\boxed{3} \times 5 = 15$

2.  $\boxed{\phantom{00}} \times 5 = 20$

3.  $\boxed{\phantom{00}} \times 5 = 30$

4.  $4 \times 5 = \boxed{\phantom{00}}$

5.  $\boxed{\phantom{00}} \times 5 = 25$

6.  $\boxed{\phantom{00}} \times 5 = 10$

7.  $2 \times 5 = \boxed{\phantom{00}}$

8.  $\boxed{\phantom{00}} \times 5 = 45$

9.  $\boxed{\phantom{00}} \times 5 = 50$

10.  $8 \times 5 = \boxed{\phantom{00}}$

11.  $\boxed{\phantom{00}} \times 5 = 60$

12.  $\boxed{\phantom{00}} \times 5 = 40$

13.  $6 \times 5 = \boxed{\phantom{00}}$

14.  $10 \times 5 = \boxed{\phantom{00}}$



15.  $\boxed{\phantom{00}} \times 5 = 5$



# Dividing by 5 and 10



1.  $30 \div 10 = \square$

2.  $10 \div 5 = \square$

3.  $25 \div 5 = \square$

4.  $50 \div 5 = \square$

5.  $15 \div 5 = \square$

6.  $70 \div 10 = \square$

7.  $35 \div 5 = \square$

8.  $20 \div 5 = \square$

9.  $45 \div 5 = \square$

10.  $40 \div 5 = \square$

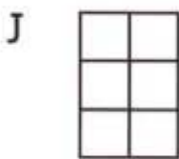
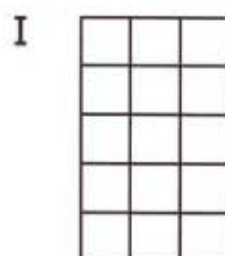
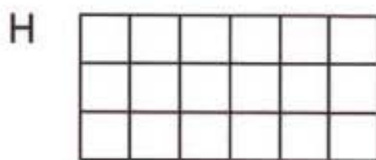
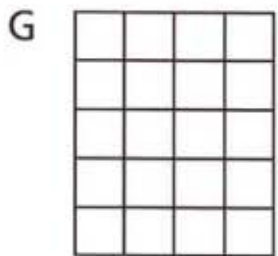
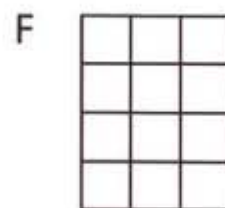



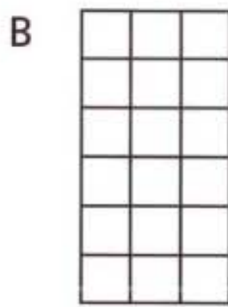
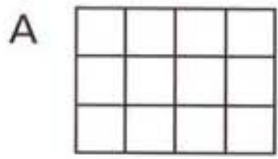
11.  $100 \div 10 = \square$

12.  $30 \div 5 = \square$

13.  $5 \div 5 = \square$

14.  $1000 \div 10 = \square$

# Multiplying



Write pairs that have the same number of squares.

1. **A** and **F**     $3 \times 4 = 4 \times 3$

2.  and     ..... = .....

3.  and     ..... = .....

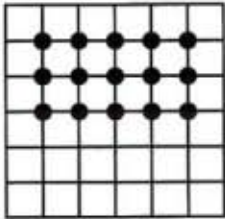
4.  and     ..... = .....

5.  and     ..... = .....

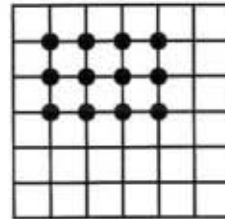
# Multiplying

Write a multiplication to match each array of pegs.

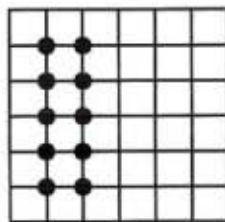
1.  $3 \times 5 = 15$



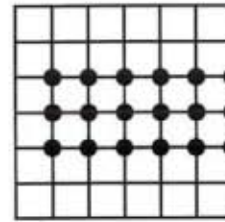
2.  $3 \times \square = \square$



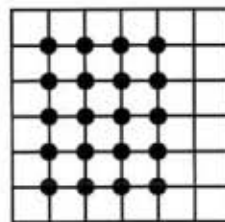
3.  $5 \times \square = \square$



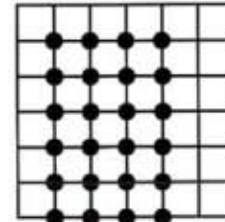
4.  $3 \times \square = \square$



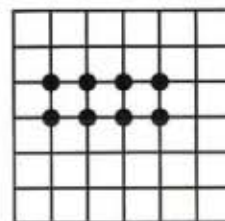
5.  $5 \times \square = \square$



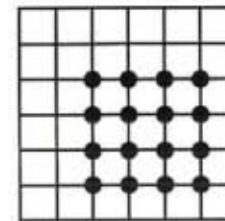
6.  $6 \times \square = \square$



7.  $2 \times \square = \square$



8.  $4 \times \square = \square$




# Threes

Complete the grids.


Colour the multiples of 3.



1	2
3	4
5	



1	2	3
4	5	6
7		





# Threes

Complete the grids on the right.

Colour the odd numbers.

4	8	2
1	5	7
6	9	3

x3

12		
	15	

3	7	5
6	8	2
10	4	9

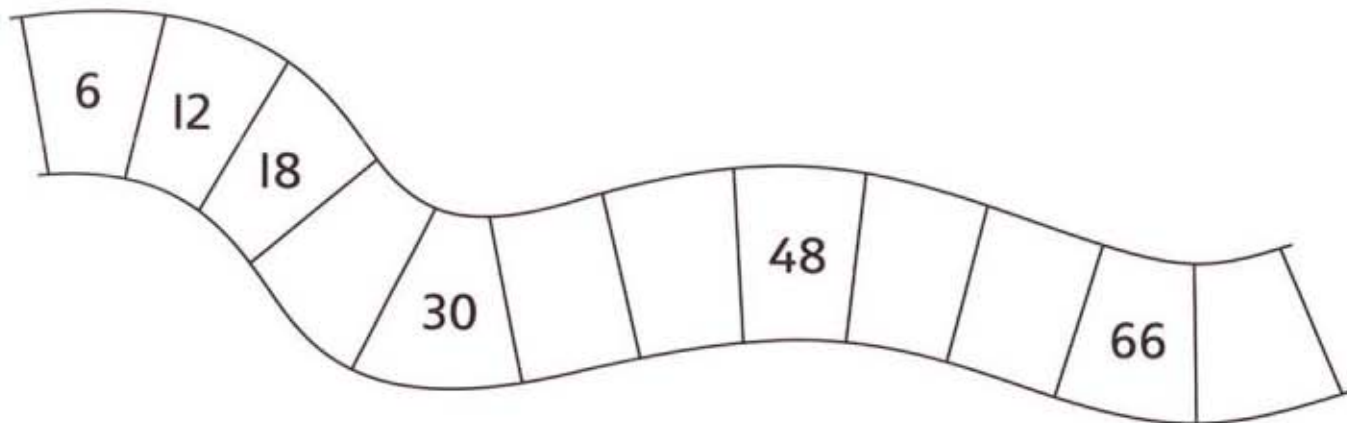
x3


12	8	4
9	3	11
5	10	7

x3


## Counting in sixes

1. Fill in the missing numbers on the track.



2. Complete this table using doubling:

$1 \times 3 = 3$	$1 \times 6 = \dots\dots\dots$
$2 \times 3 = \dots\dots\dots$	$2 \times 6 = 12$
$3 \times 3 = 9$	$3 \times 6 = \dots\dots\dots$
$4 \times 3 = \dots\dots\dots$	$4 \times 6 = 24$
$5 \times 3 = \dots\dots\dots$	$5 \times 6 = \dots\dots\dots$
$6 \times 3 = \dots\dots\dots$	$6 \times 6 = \dots\dots\dots$
$7 \times 3 = \dots\dots\dots$	$7 \times 6 = \dots\dots\dots$
$8 \times 3 = 24$	$8 \times 6 = \dots\dots\dots$
$9 \times 3 = \dots\dots\dots$	$9 \times 6 = 54$
$10 \times 3 = 30$	$10 \times 6 = 60$

# Dividing by 3



1.  $12 \div 3 =$

2.  $6 \div 3 =$

3.  $15 \div 3 =$

4.  $30 \div 3 =$

5.  $9 \div 3 =$

6.  $18 \div 3 =$

7.  $21 \div 3 =$



8.  $3 \div 3 =$

9.  $27 \div 3 =$

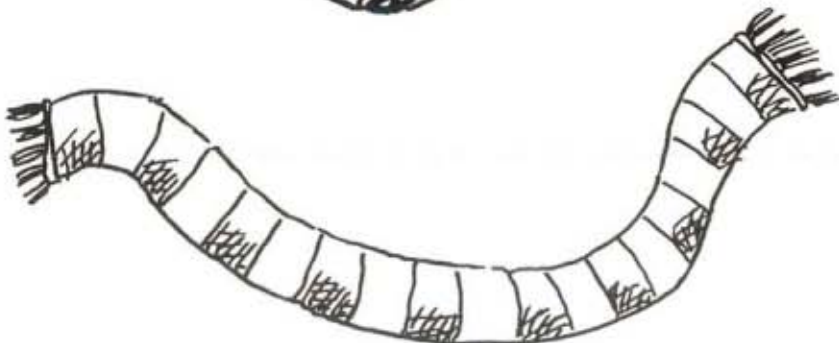
10.  $24 \div 3 =$

11.  $60 \div 3 =$

12.  $300 \div 3 =$

13.  $33 \div 3 =$


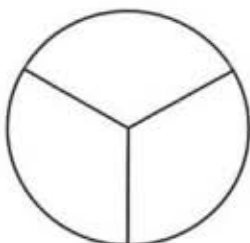

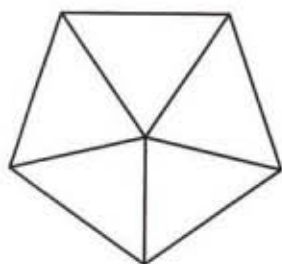

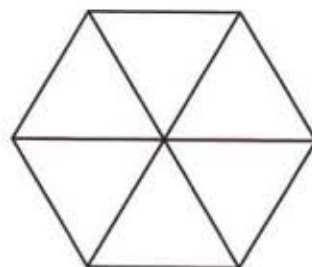
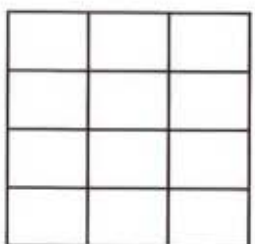
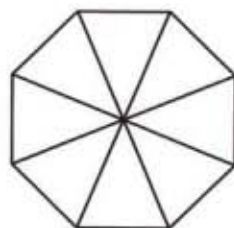
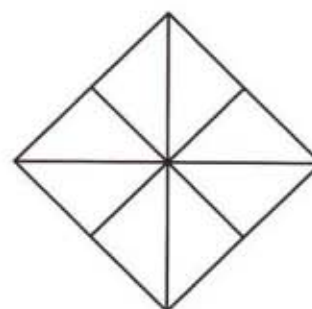
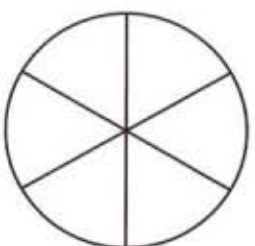
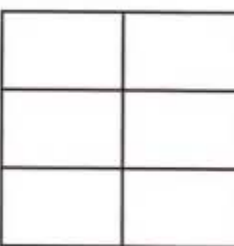
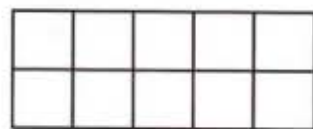
14.  $36 \div 3 =$







# Fractions

Colour the correct fraction of each shape.


 $\frac{3}{4}$ 

 $\frac{2}{3}$ 

 $\frac{7}{8}$ 

 $\frac{2}{5}$ 

 $\frac{2}{4}$ 

 $\frac{2}{6}$ 

 $\frac{7}{12}$ 

 $\frac{3}{8}$ 

 $\frac{5}{8}$ 

 $\frac{5}{6}$ 

 $\frac{2}{6}$ 

 $\frac{7}{10}$



# Fractions



Write the fraction of aliens that:

1. have three legs

2. have five legs

3. have one eye

4. have less than five eyes

5. have the same number of legs and eyes

6. are happy

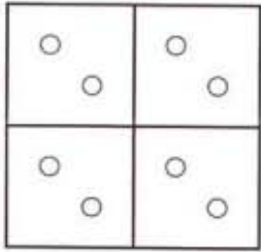
7. have five legs and three eyes

8. have three eyes and are happy

# Fractions

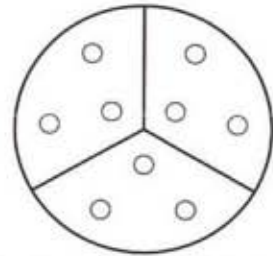
Count the number of dots and complete the fractions.

1.




$$\frac{3}{4} \text{ of } \boxed{8} = \boxed{6}$$

2.



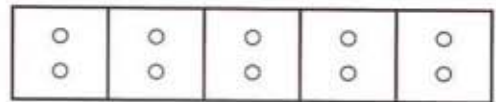
$$\frac{2}{3} \text{ of } \boxed{\phantom{00}} = \boxed{\phantom{00}}$$

3.



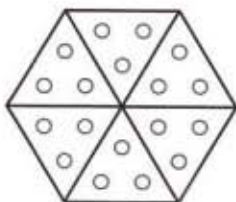
$$\frac{7}{8} \text{ of } \boxed{\phantom{00}} = \boxed{\phantom{00}}$$

4.



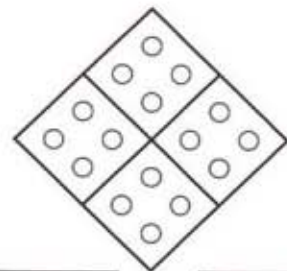
$$\frac{3}{5} \text{ of } \boxed{\phantom{00}} = \boxed{\phantom{00}}$$

5.



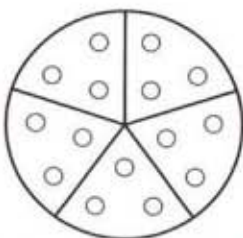
$$\frac{5}{6} \text{ of } \boxed{\phantom{00}} = \boxed{\phantom{00}}$$

6.



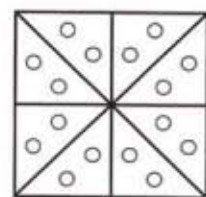
$$\frac{1}{4} \text{ of } \boxed{\phantom{00}} = \boxed{\phantom{00}}$$

7.



$$\frac{2}{5} \text{ of } \boxed{\phantom{00}} = \boxed{\phantom{00}}$$

8.



$$\frac{1}{8} \text{ of } \boxed{\phantom{00}} = \boxed{\phantom{00}}$$

# Nearest 100

Use number cards 2, 4, 7 and 9 to make 3-digit numbers.

Write them down, then write the nearest 100 to each.

1. 

2	9	4
---	---	---

 $\xrightarrow{\text{nearest 100}}$ 

300
-----

2. 

--	--	--

 $\xrightarrow{\text{nearest 100}}$ 

--

3. 

--	--	--

 $\xrightarrow{\text{nearest 100}}$ 

--

4. 

--	--	--

 $\xrightarrow{\text{nearest 100}}$ 

--

5. 

--	--	--

 $\xrightarrow{\text{nearest 100}}$ 

--

6. 

--	--	--

 $\xrightarrow{\text{nearest 100}}$ 

--

7. 

--	--	--

 $\xrightarrow{\text{nearest 100}}$ 

--

8. 

--	--	--

 $\xrightarrow{\text{nearest 100}}$ 

--

9. 

--	--	--

 $\xrightarrow{\text{nearest 100}}$ 

--

10. 

--	--	--

 $\xrightarrow{\text{nearest 100}}$ 

--

11. 

--	--	--

 $\xrightarrow{\text{nearest 100}}$ 

--

12. 


--	--	--

 $\xrightarrow{\text{nearest 100}}$ 

--

# Nearest 10

Write eight numbers in each grid that have the centre number as their nearest 10.



1.

558	561	562
557	560	563
556	555	564

2.

	480	

3.

	330	

4.

	210	

5.

	800	

6.

	950	



7.

	690	




# Rounding 3-digit numbers to nearest 10

Round the price of each bike to the nearest £10.




- 1. £125 .....
- 2. £356 .....
- 3. £721 .....
- 4. £694 .....
- 5. £279 .....
- 6. £488 .....
- 7. £153 .....
- 8. £395 .....
- 9. £827 .....
- 10. £464 .....
- 11. £191 .....
- 12. £505 .....


The amounts in each moneybox have been rounded to the nearest £10. Write all the possible original amounts.

13.  .....


.....

14.  .....

.....

15.  .....

.....

16.  .....

.....

Explore how many different amounts can round to £1000 if we first round to the nearest 10 and then round to the nearest 100.

# Buying

Write how much money is left after buying each of these ice-creams using the money in each purse.



31p



24p



17p



£2.56

£2.25

£2.32

£2.39



£3.52



£1.94



£4.53



£3.27



£2.71

# Subtracting money

Write the new prices.

	20p off	50p off	30p off
 <p>£1.75</p>	<p>£1.55</p>		
 <p>£2.45</p>			
 <p>£2.99</p>			
 <p>£1.79</p>			
 <p>£4.25</p>			
 <p>£3.15</p>			
 <p>£4.75</p>			
 <p>99p</p>			

# Adding money

Sam



Danny



Amal



Adam



Jane



Suki



Pat



Ivor



Write the total savings between:

1. Sam and Amal .....
2. Ivor and Adam .....
3. Adam and Suki .....
4. Danny and Jane .....
5. Pat and Sam .....
6. Amal and Ivor .....
7. Suki and Jane .....
8. Danny and Amal .....
9. Sam and Adam .....
10. Suki and Pat .....



# Problems

1. Miko saved £2.65, and was given 20p for walking the dog. How much has he got now?



2. Toy cars were £1.95 each. They are now 30p off. How much do they cost now?



3. When Tara has saved another 30p, she can buy an annual which costs £3.85. How much has she got now?



4. A DVD costs £4.65 to rent, with 50p off for members. How much does a member pay?



5. Kira sent for a magic set. It cost £6.50 and 40p for postage. How much altogether?



6. Last year tickets to the funfair cost £3.10. This year they are 30p more. How much are they?




7. Pony rides this year are £5.40. Last year they were £5.15. How much has the price gone up?



8. Sunglasses have been reduced by 10p from £5.80. How much are they?



9. Manraj has £5.70 of his holiday money left. He buys some sweets for 30p. How much does he have left?




10. Hamish spent £5.15 on a train ticket to Glasgow, and bought a 50p drink. How much did the journey cost altogether?



# Adding

Complete these additions.



1.  $124 + 13 = \dots\dots\dots$

2.  $361 + 17 = \dots\dots\dots$

3.  $237 + 21 = \dots\dots\dots$

4.  $172 + 16 = \dots\dots\dots$

5.  $464 + 31 = \dots\dots\dots$

6.  $423 + 23 = \dots\dots\dots$

7.  $313 + 73 = \dots\dots\dots$

8.  $315 + 51 = \dots\dots\dots$

9.  $506 + 63 = \dots\dots\dots$

10.  $384 + 13 = \dots\dots\dots$

11.  $632 + 47 = \dots\dots\dots$

12.  $621 + 78 = \dots\dots\dots$

13.  $444 + 45 = \dots\dots\dots$


14.  $364 + 21 = \dots\dots\dots$

15.  $225 + 54 = \dots\dots\dots$


16.  $576 + 21 = \dots\dots\dots$

# Problems


1. Karl had 138 stickers, then his brother gave him 30 more. How many does he have now?




2. Tai had 214 conkers, and won another 15. How many has he now?




3. Seven days ago, Poppy the puppy was 212 days old. How many days old is she now?




4. Meg has 104 teddies. She got 12 more for her birthday. How many does she have now?




5. Kevin has 304 points. He needs 21 more points to win. What is the winning score?




6. Kemba had £5.43 last week. This week she has £5.96. How much has she saved in the last week?



7. There were 121 people in the queue for the concert, then 26 more people arrived. How many people are in the queue?



8. Nik was given £2 for Christmas to add to his 24p savings. How much more does he need to buy a robot for £2.99?





# Adding near doubles

Complete these additions by doubling first.



1.  $23 + 24 = \square$

2.  $24 + 25 = \square$

3.  $45 + 47 = \square$

4.  $12 + 13 = \square$

5.  $16 + 17 = \square$

6.  $32 + 33 = \square$

7.  $31 + 32 = \square$

8.  $47 + 48 = \square$

9.  $17 + 19 = \square$

10.  $26 + 27 = \square$

11.  $44 + 45 = \square$

12.  $45 + 46 = \square$

13.  $11 + 13 = \square$

14.  $21 + 23 = \square$

15.  $38 + 39 = \square$

16.  $41 + 42 = \square$

17.  $34 + 36 = \square$

18.  $27 + 29 = \square$



## Next-door numbers

For each circle, find the two 'next-door' numbers that have that total. Colour each pair on the grid. Try to use a different colour for each pair.

1	2	3	4	5	6	7	8
9	10	11	12	13	14	15	16
17	18	19	20	21	22	23	24
25	26	27	28	29	30	31	32
33	34	35	36	37	38	39	40

13	39	63	7	31
3	47	59	19	79
25	67	43	35	51


# Even and odd

Complete these additions.

Colour the odd answers green.

Colour the even answers yellow.


1.  $16 + 5 =$




2.  $8 + 8 =$




3.  $6 + 7 =$




4.  $17 + 9 =$




5.  $12 + 2 =$




6.  $11 + 6 =$




7.  $12 + 3 =$




8.  $15 + 5 =$




9.  $16 + 2 =$




10.  $17 + 8 =$




11.  $21 + 3 =$







12.  $16 + 3 =$



13.  $17 + 5 =$



14.  $21 + 2 =$



# Fours

Complete the grids on the right.

4	2	6
3	8	1
7	5	9

$\times 4$

16		

2	9	4
8	5	10
6	3	7

$\times 4$



6	10	3
4	8	7
9	11	5

$\times 4$




# Threes and fours

A game for two or more players, each with a counter on 'start'. Take turns to roll a dice, and move your counter a matching number of spaces. If you land on a number in the  $\times 4$  table, jump forwards to the next multiple of 4. If you land on a number in the  $\times 3$  table, jump backwards to the previous multiple of 3. The winner is the first to reach 'finish'.





# Fours

Here is a trick for multiplying by 4:  
first multiply by 2, then double it!

$$\begin{aligned} 6 \times 4 \\ 6 \times 2 = 12 \\ \text{double } 12 = 24 \\ 6 \times 4 = 24 \end{aligned}$$

Try these.

1.  $4 \times 2 =$

2.  $4 \times 4 =$

3.  $10 \times 2 =$

4.  $10 \times 4 =$

5.  $3 \times 2 =$

6.  $3 \times 4 =$

7.  $5 \times 2 =$

8.  $5 \times 4 =$

9.  $7 \times 2 =$

10.  $7 \times 4 =$

11.  $9 \times 2 =$

12.  $9 \times 4 =$

13.  $8 \times 2 =$

14.  $8 \times 4 =$

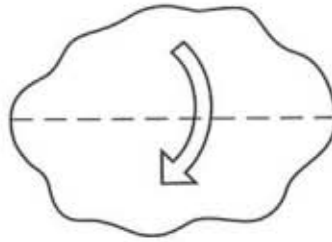
15.  $11 \times 2 =$

16.  $11 \times 4 =$

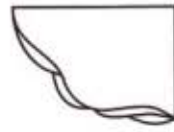
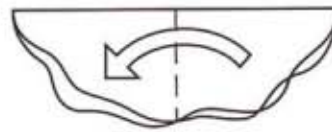


# Right angles

Fold a piece of paper once to make a straight line.



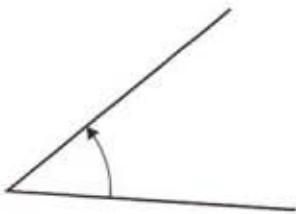
Fold it again to make a right angle.



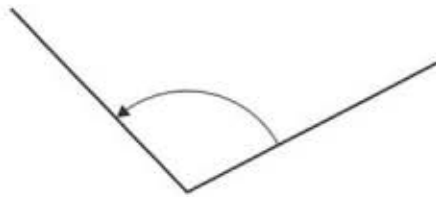
Use your right-angle measure to check these angles.

Colour the right angles blue.  
Colour the smaller angles yellow.  
Colour the larger angles green.

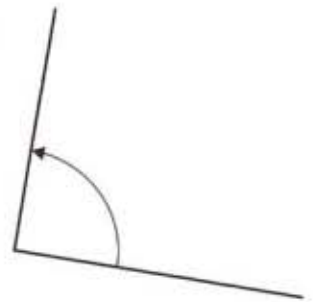
1.



2.



3.



4.



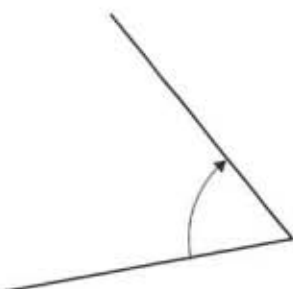
5.



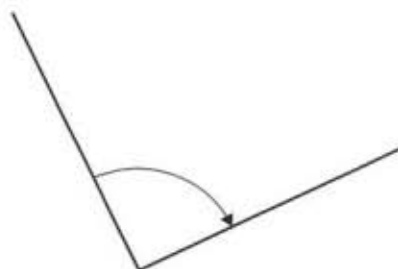
6.



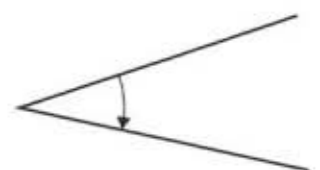
7.



8.

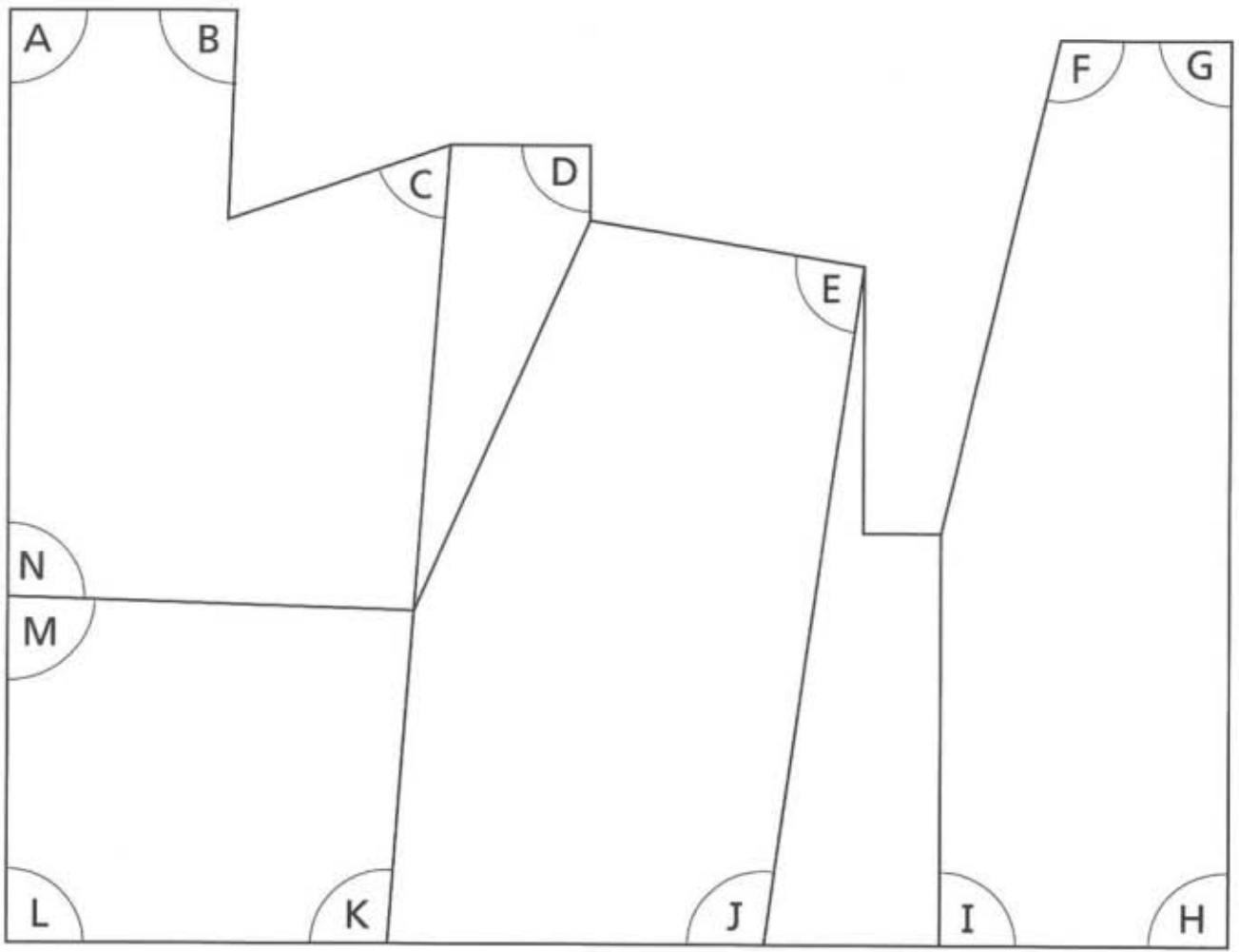


9.









# Right angles

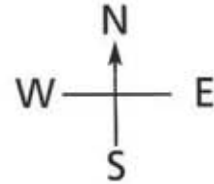
Use a set square to find out which of the marked angles are right angles. Circle the right angles clearly.



Draw three right angles on your page using the set square.

# North, South, East and West





	X					
			Y			
					Z	







From X, what direction is:

- 1. 
- 2. 
- 3. 
- 4. 

From Y, what direction is:

- 5. 
- 6. 
- 7. 
- 8. 

From Z, what direction is:

- 9. 
- 10. 
- 11. 
- 12. 



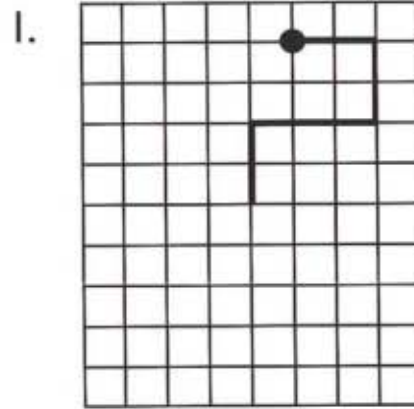
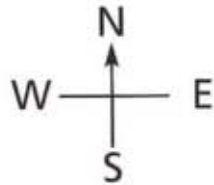
# North, South, East and West

A game for four players. Cut out these cards. Shuffle them and then place them face down in a pile. Each player chooses a direction (North, South, East or West), and sits round a table to match. Take turns to pick up a card, decide the final direction, and give the card to the player sitting in that direction. The winner is the first to collect three cards.

Face West. Turn clockwise through two right angles.	Face North. Turn clockwise through three right angles.	Face South. Turn clockwise through four right angles.	Face East. Turn clockwise through three right angles.
Face South. Turn clockwise through one right angle.	Face East. Turn clockwise through three right angles.	Face North. Turn anticlockwise through one right angle.	Face West. Turn anticlockwise through two right angles.
Face North. Turn anticlockwise through three right angles.	Face West. Turn anticlockwise through one right angle.	Face East. Turn anticlockwise through three right angles.	Face South. Turn anticlockwise through two right angles.

# North, South, East and West

Describe these paths.  
Start at the spot each time.

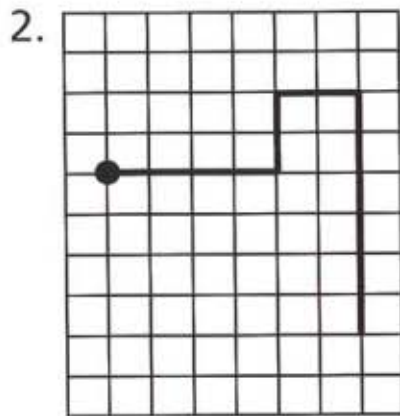


East 2

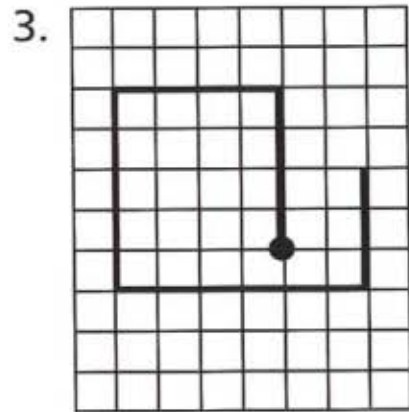
South 2

West 3

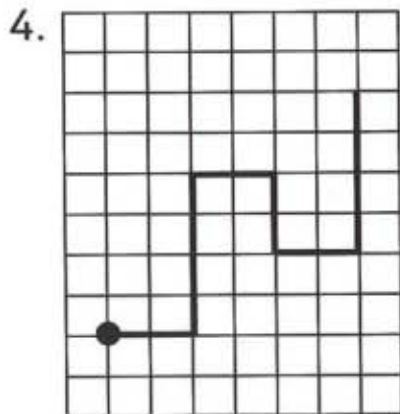
South 2



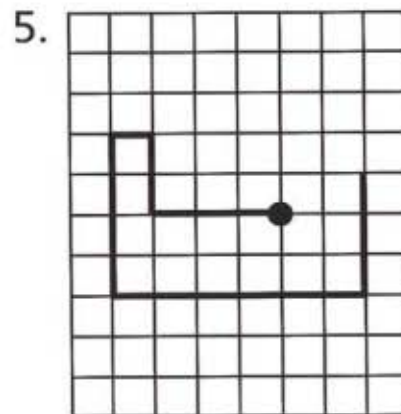
.....  
.....  
.....  
.....



.....  
.....  
.....  
.....  
.....



.....  
.....  
.....  
.....  
.....



.....  
.....  
.....  
.....  
.....

# Grams

Find one of each object.


Write the weights in grams.



..... g



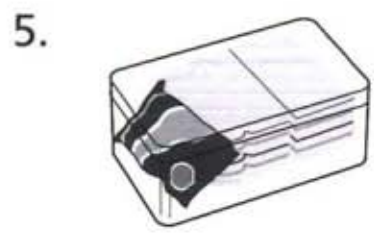
..... g



..... g



..... g



..... g



..... g



..... g



..... g



..... g


# Grams and kilograms


Circle the weight you think is the nearest for each object.

1.   1 g  
 10 g  
 100 g

2.   12 g  
 120 g  
 500 g

3.   500 g  
 500 kg  
 50 g

4.   60 kg  
 600 kg  
 6 kg


5.   1 kg  
 100 kg  
 100 g

Tick the weights you could use to make each total.









Totals	1 kg	500 g	200 g	100 g	50 g	20 g
650 g		✓		✓	✓	
270 g						
850 g						
1520 g						
1870 g						



# Position

6								
5								
4								
3			 Goat					
2								
1								
	A	B	C	D	E	F	G	H

Draw these animals on the grid.

- 1.  Badger, A3
- 2.  Duck, C6
- 3.  Cow, H6
- 4.  Horse, E1
- 5.  Otter, D5
- 6.  Chicken, H1
- 7.  Sheep, G4
- 8.  Hedgehog, F2

Which animal is:

- 9. nearest the goat? .....
- 10. furthest away from the goat? .....
- 11. in the same row as the goat? .....

# Days and weeks

Write how many days are circled on each calendar page.

Write the amount in weeks and days.

January						
Mon	Tues	Wed	Thur	Fri	Sat	Sun
				1	2	3
4	5	6	7	8	9	10
11	12	13	14	15	16	17
18	19	20	21	22	23	24
25	26	27	28	29	30	31

February						
Mon	Tues	Wed	Thur	Fri	Sat	Sun
1	2	3	4	5	6	7
8	9	10	11	12	13	14
15	16	17	18	19	20	21
22	23	24	25	26	27	28

days

weeks and  days

days

weeks and  days

March						
Mon	Tues	Wed	Thur	Fri	Sat	Sun
1	2	3	4	5	6	7
8	9	10	11	12	13	14
15	16	17	18	19	20	21
22	23	24	25	26	27	28
29	30	31				

days

weeks and  days

April						
Mon	Tues	Wed	Thur	Fri	Sat	Sun
			1	2	3	4
5	6	7	8	9	10	11
12	13	14	15	16	17	18
19	20	21	22	23	24	25
26	27	28	29	30		

days

weeks and  days

# Venn diagrams

Write the sets of numbers in the correct places on the Venn diagrams.

numbers less than 12	numbers more than 6

3		6
	9	
	14	15
7	10	
	5	

numbers more than 7	even numbers

6		13
	4	
	10	11
17	9	
	14	2

numbers less than 10	odd numbers

5		11
	8	
13		2
	4	
17	6	
7		3

# Venn diagrams

Write this set of numbers in the correct places on each Venn diagram.

85

35

63

52

45

40

46

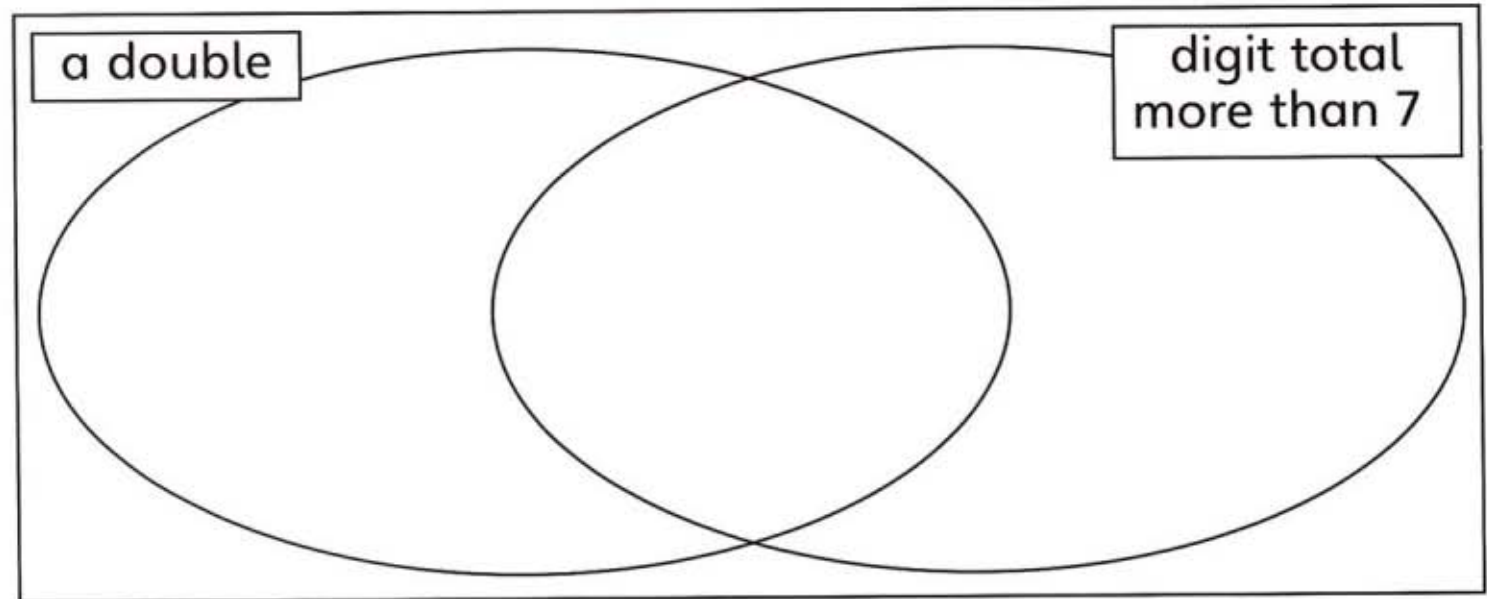
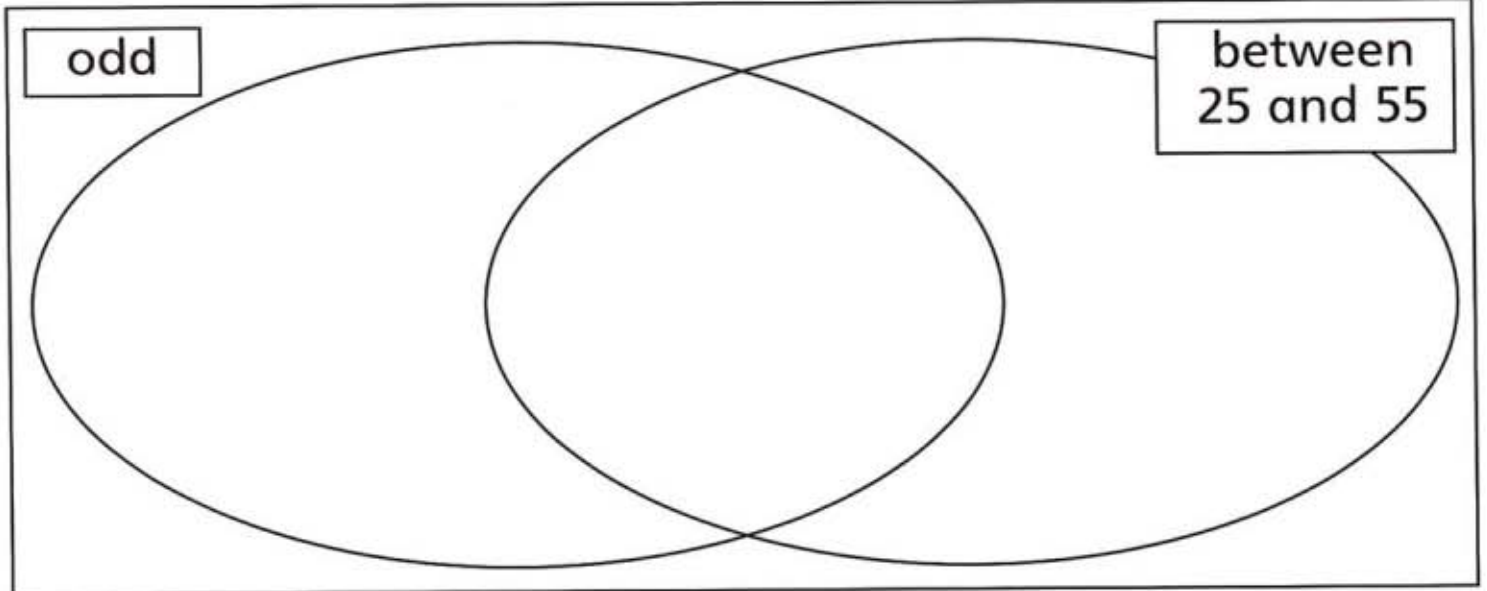
42

36

28

89

71





# Carroll diagrams

Complete the additions and subtractions.

Copy the answers into the correct sections of the Carroll diagram.

1.  $2 + 4 = \square$

2.  $16 - 3 = \square$

3.  $6 + 9 = \square$

4.  $5 + 6 = \square$

5.  $20 - 8 = \square$

6.  $10 - 2 = \square$

7.  $23 - 6 = \square$

8.  $10 + 10 = \square$

9.  $13 - 9 = \square$

10.  $3 + 2 + 2 = \square$

11.  $8 + 8 = \square$

12.  $4 + 3 + 2 = \square$

	less than 14	not less than 14
even		
odd		

# Adding hundreds, tens and units



For each addition, throw three dice and use the scores to make a 3-digit number.

Write it on the cloud.

Complete the addition.



1.  + 220 = .....

2.  + 120 = .....

3.  + 240 = .....

4.  + 140 = .....

5.  + 330 = .....

6.  + 310 = .....

7.  + 210 = .....

8.  + 130 = .....

9.  + 230 = .....

10.  + 340 = .....

11.  + 110 = .....


12.  + 320 = .....

13.  + 350 = .....

14.  + 420 = .....

# Adding hundreds, tens and units

Complete the additions.



1.  $303 + 325 = \dots\dots\dots$

2.  $435 + 604 = \dots\dots\dots$

3.  $104 + 507 = \dots\dots\dots$

4.  $125 + 236 = \dots\dots\dots$

5.  $212 + 158 = \dots\dots\dots$

6.  $119 + 203 = \dots\dots\dots$

7.  $321 + 216 = \dots\dots\dots$


8.  $205 + 192 = \dots\dots\dots$

9.  $433 + 247 = \dots\dots\dots$

10.  $174 + 322 = \dots\dots\dots$

11.  $346 + 243 = \dots\dots\dots$

12.  $152 + 427 = \dots\dots\dots$



# Adding using formal methods

Throw a dice six times and use the scores to make two 3-digit numbers.

Add them together.

4	3	2
2	1	5
6		
	0	0
	4	0
		7
6		
	4	7

1.

+	<table style="width: 100%; border-collapse: collapse;"> <tr><td style="border: 1px dashed black; width: 50px; height: 20px;"></td><td style="border: 1px dashed black; width: 50px; height: 20px;"></td><td style="border: 1px dashed black; width: 50px; height: 20px;"></td></tr> <tr><td style="border: 1px dashed black; width: 50px; height: 20px;"></td><td style="border: 1px dashed black; width: 50px; height: 20px;"></td><td style="border: 1px dashed black; width: 50px; height: 20px;"></td></tr> </table>									
<table style="width: 100%; border-collapse: collapse;"> <tr><td style="border: 1px dashed black; width: 50px; height: 20px;"></td><td style="border: 1px dashed black; width: 50px; height: 20px;"></td><td style="border: 1px dashed black; width: 50px; height: 20px;"></td></tr> <tr><td style="border: 1px dashed black; width: 50px; height: 20px;"></td><td style="border: 1px dashed black; width: 50px; height: 20px;"></td><td style="border: 1px dashed black; width: 50px; height: 20px;"></td></tr> <tr><td style="border: 1px dashed black; width: 50px; height: 20px;"></td><td style="border: 1px dashed black; width: 50px; height: 20px;"></td><td style="border: 1px dashed black; width: 50px; height: 20px;"></td></tr> </table>										
<table style="width: 100%; border-collapse: collapse;"> <tr><td style="border: 1px dashed black; width: 50px; height: 20px;"></td><td style="border: 1px dashed black; width: 50px; height: 20px;"></td><td style="border: 1px dashed black; width: 50px; height: 20px;"></td></tr> </table>										

2.

+	<table style="width: 100%; border-collapse: collapse;"> <tr><td style="border: 1px dashed black; width: 50px; height: 20px;"></td><td style="border: 1px dashed black; width: 50px; height: 20px;"></td><td style="border: 1px dashed black; width: 50px; height: 20px;"></td></tr> <tr><td style="border: 1px dashed black; width: 50px; height: 20px;"></td><td style="border: 1px dashed black; width: 50px; height: 20px;"></td><td style="border: 1px dashed black; width: 50px; height: 20px;"></td></tr> </table>									
<table style="width: 100%; border-collapse: collapse;"> <tr><td style="border: 1px dashed black; width: 50px; height: 20px;"></td><td style="border: 1px dashed black; width: 50px; height: 20px;"></td><td style="border: 1px dashed black; width: 50px; height: 20px;"></td></tr> <tr><td style="border: 1px dashed black; width: 50px; height: 20px;"></td><td style="border: 1px dashed black; width: 50px; height: 20px;"></td><td style="border: 1px dashed black; width: 50px; height: 20px;"></td></tr> <tr><td style="border: 1px dashed black; width: 50px; height: 20px;"></td><td style="border: 1px dashed black; width: 50px; height: 20px;"></td><td style="border: 1px dashed black; width: 50px; height: 20px;"></td></tr> </table>										
<table style="width: 100%; border-collapse: collapse;"> <tr><td style="border: 1px dashed black; width: 50px; height: 20px;"></td><td style="border: 1px dashed black; width: 50px; height: 20px;"></td><td style="border: 1px dashed black; width: 50px; height: 20px;"></td></tr> </table>										

3.

+	<table style="width: 100%; border-collapse: collapse;"> <tr><td style="border: 1px dashed black; width: 50px; height: 20px;"></td><td style="border: 1px dashed black; width: 50px; height: 20px;"></td><td style="border: 1px dashed black; width: 50px; height: 20px;"></td></tr> <tr><td style="border: 1px dashed black; width: 50px; height: 20px;"></td><td style="border: 1px dashed black; width: 50px; height: 20px;"></td><td style="border: 1px dashed black; width: 50px; height: 20px;"></td></tr> </table>									
<table style="width: 100%; border-collapse: collapse;"> <tr><td style="border: 1px dashed black; width: 50px; height: 20px;"></td><td style="border: 1px dashed black; width: 50px; height: 20px;"></td><td style="border: 1px dashed black; width: 50px; height: 20px;"></td></tr> <tr><td style="border: 1px dashed black; width: 50px; height: 20px;"></td><td style="border: 1px dashed black; width: 50px; height: 20px;"></td><td style="border: 1px dashed black; width: 50px; height: 20px;"></td></tr> <tr><td style="border: 1px dashed black; width: 50px; height: 20px;"></td><td style="border: 1px dashed black; width: 50px; height: 20px;"></td><td style="border: 1px dashed black; width: 50px; height: 20px;"></td></tr> </table>										
<table style="width: 100%; border-collapse: collapse;"> <tr><td style="border: 1px dashed black; width: 50px; height: 20px;"></td><td style="border: 1px dashed black; width: 50px; height: 20px;"></td><td style="border: 1px dashed black; width: 50px; height: 20px;"></td></tr> </table>										

4.

+	<table style="width: 100%; border-collapse: collapse;"> <tr><td style="border: 1px dashed black; width: 50px; height: 20px;"></td><td style="border: 1px dashed black; width: 50px; height: 20px;"></td><td style="border: 1px dashed black; width: 50px; height: 20px;"></td></tr> <tr><td style="border: 1px dashed black; width: 50px; height: 20px;"></td><td style="border: 1px dashed black; width: 50px; height: 20px;"></td><td style="border: 1px dashed black; width: 50px; height: 20px;"></td></tr> </table>									
<table style="width: 100%; border-collapse: collapse;"> <tr><td style="border: 1px dashed black; width: 50px; height: 20px;"></td><td style="border: 1px dashed black; width: 50px; height: 20px;"></td><td style="border: 1px dashed black; width: 50px; height: 20px;"></td></tr> <tr><td style="border: 1px dashed black; width: 50px; height: 20px;"></td><td style="border: 1px dashed black; width: 50px; height: 20px;"></td><td style="border: 1px dashed black; width: 50px; height: 20px;"></td></tr> <tr><td style="border: 1px dashed black; width: 50px; height: 20px;"></td><td style="border: 1px dashed black; width: 50px; height: 20px;"></td><td style="border: 1px dashed black; width: 50px; height: 20px;"></td></tr> </table>										
<table style="width: 100%; border-collapse: collapse;"> <tr><td style="border: 1px dashed black; width: 50px; height: 20px;"></td><td style="border: 1px dashed black; width: 50px; height: 20px;"></td><td style="border: 1px dashed black; width: 50px; height: 20px;"></td></tr> </table>										

5.

+	<table style="width: 100%; border-collapse: collapse;"> <tr><td style="border: 1px dashed black; width: 50px; height: 20px;"></td><td style="border: 1px dashed black; width: 50px; height: 20px;"></td><td style="border: 1px dashed black; width: 50px; height: 20px;"></td></tr> <tr><td style="border: 1px dashed black; width: 50px; height: 20px;"></td><td style="border: 1px dashed black; width: 50px; height: 20px;"></td><td style="border: 1px dashed black; width: 50px; height: 20px;"></td></tr> </table>									
<table style="width: 100%; border-collapse: collapse;"> <tr><td style="border: 1px dashed black; width: 50px; height: 20px;"></td><td style="border: 1px dashed black; width: 50px; height: 20px;"></td><td style="border: 1px dashed black; width: 50px; height: 20px;"></td></tr> <tr><td style="border: 1px dashed black; width: 50px; height: 20px;"></td><td style="border: 1px dashed black; width: 50px; height: 20px;"></td><td style="border: 1px dashed black; width: 50px; height: 20px;"></td></tr> <tr><td style="border: 1px dashed black; width: 50px; height: 20px;"></td><td style="border: 1px dashed black; width: 50px; height: 20px;"></td><td style="border: 1px dashed black; width: 50px; height: 20px;"></td></tr> </table>										
<table style="width: 100%; border-collapse: collapse;"> <tr><td style="border: 1px dashed black; width: 50px; height: 20px;"></td><td style="border: 1px dashed black; width: 50px; height: 20px;"></td><td style="border: 1px dashed black; width: 50px; height: 20px;"></td></tr> </table>										

6.

+	<table style="width: 100%; border-collapse: collapse;"> <tr><td style="border: 1px dashed black; width: 50px; height: 20px;"></td><td style="border: 1px dashed black; width: 50px; height: 20px;"></td><td style="border: 1px dashed black; width: 50px; height: 20px;"></td></tr> <tr><td style="border: 1px dashed black; width: 50px; height: 20px;"></td><td style="border: 1px dashed black; width: 50px; height: 20px;"></td><td style="border: 1px dashed black; width: 50px; height: 20px;"></td></tr> </table>									
<table style="width: 100%; border-collapse: collapse;"> <tr><td style="border: 1px dashed black; width: 50px; height: 20px;"></td><td style="border: 1px dashed black; width: 50px; height: 20px;"></td><td style="border: 1px dashed black; width: 50px; height: 20px;"></td></tr> <tr><td style="border: 1px dashed black; width: 50px; height: 20px;"></td><td style="border: 1px dashed black; width: 50px; height: 20px;"></td><td style="border: 1px dashed black; width: 50px; height: 20px;"></td></tr> <tr><td style="border: 1px dashed black; width: 50px; height: 20px;"></td><td style="border: 1px dashed black; width: 50px; height: 20px;"></td><td style="border: 1px dashed black; width: 50px; height: 20px;"></td></tr> </table>										
<table style="width: 100%; border-collapse: collapse;"> <tr><td style="border: 1px dashed black; width: 50px; height: 20px;"></td><td style="border: 1px dashed black; width: 50px; height: 20px;"></td><td style="border: 1px dashed black; width: 50px; height: 20px;"></td></tr> </table>										



# Adding using formal methods

Complete these additions.

1.	$\begin{array}{r} \text{H T U} \\ 133 \\ 242 \\ + 326 \\ \hline 701 \\ \hline \end{array}$	2.	$\begin{array}{r} \text{H T U} \\ 311 \\ 139 \\ + 234 \\ \hline \\ \hline \end{array}$	3.	$\begin{array}{r} \text{H T U} \\ 362 \\ 326 \\ + 113 \\ \hline \\ \hline \end{array}$	4.	$\begin{array}{r} \text{H T U} \\ 346 \\ 241 \\ + 115 \\ \hline \\ \hline \end{array}$
----	--	----	--	----	--	----	--

5.	$\begin{array}{r} \text{H T U} \\ 310 \\ 249 \\ + 133 \\ \hline \\ \hline \end{array}$	6.	$\begin{array}{r} \text{H T U} \\ 222 \\ 364 \\ + 119 \\ \hline \\ \hline \end{array}$	7.	$\begin{array}{r} \text{H T U} \\ 127 \\ 158 \\ + 412 \\ \hline \\ \hline \end{array}$	8.	$\begin{array}{r} \text{H T U} \\ 444 \\ 221 \\ + 137 \\ \hline \\ \hline \end{array}$
----	--	----	--	----	--	----	--

9.	$\begin{array}{r} \text{H T U} \\ 244 \\ 122 \\ + 418 \\ \hline \\ \hline \end{array}$	10.	$\begin{array}{r} \text{H T U} \\ 423 \\ 149 \\ + 226 \\ \hline \\ \hline \end{array}$	11.	$\begin{array}{r} \text{H T U} \\ 416 \\ 227 \\ + 166 \\ \hline \\ \hline \end{array}$	12.	$\begin{array}{r} \text{H T U} \\ 154 \\ 415 \\ + 239 \\ \hline \\ \hline \end{array}$
----	--	-----	--	-----	--	-----	--

## Adding using formal methods

A game for two or more players, each with a copy of this scoresheet. Roll a dice nine times. After each roll, all the players write the score in one of their 'round 1' boxes. After the ninth roll, the players add their three 3-digit numbers. The player with the largest total wins 5 points, the next largest 4 points, and so on. The winner is the one with the most points after six rounds.

round 1

	H	T	U
+			

---

score

round 2

	H	T	U
+			

---

score

round 3

	H	T	U
+			

---

score

round 4

	H	T	U
+			

---

score

round 5

	H	T	U
+			

---

score

round 6

	H	T	U
+			

---

score

# Difference

Complete these difference tables.



d	21	26	19	24
14	7	12		
19				
27				
22				

d	30	35	27	23
25				
31				
29				
38				

d	47	41	43	32
37				
49				
39				
40				

d	66	59	62	54
58				
61				
53				
67				

# Problems

1. Aman is 15 years old and Rani is 9 years old. What is the age difference?



2. In the athletics team there are 24 girls and 16 boys. What is the difference between the number of girls and boys?




3. A football magazine costs 28p at one shop and 35p at another. What is the price difference?




4. The difference in height between Lucy and Kim is 6 cm. Lucy is taller; she is 127 cm tall. How tall is Kim?



5. Cho has six more sweets than Rob. She has 25. How many sweets does Rob have?



6. Matt has read 47 pages. Tim has read 69. What is the difference in the number of pages?



7. The trainers cost £99, but Anna bought them in the sale for £85. How much did she save?



8. Mary got 89 on her spelling test. Sam got 76. What is the difference between their marks?





# Subtracting 3-digit numbers

Write the missing numbers to complete the subtractions.



1.  $254 - 110 =$

2.  $456 - 220 =$

3.  $383 - 150 =$

4.  $248 - 140 =$

5.  $469 -$    $= 249$

6.  $339 -$    $= 209$

7.  $657 -$    $= 427$

8.  $731 -$    $= 561$

9.   $- 520 = 232$

10.   $- 310 = 316$

11.  $157 -$    $= 67$


12.  $364 -$    $= 194$

13.   $- 430 = 102$


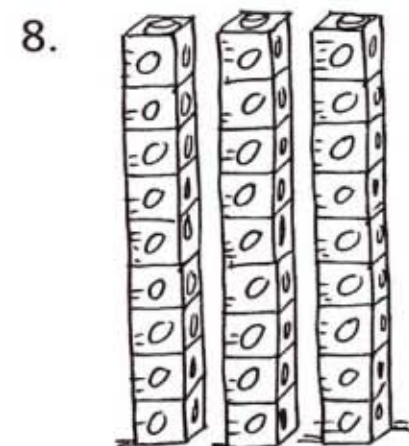
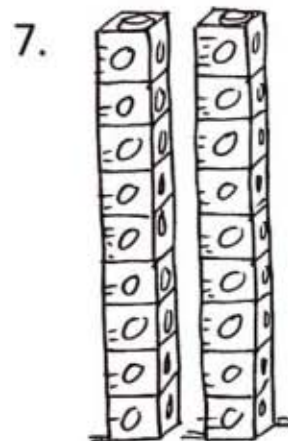




14.  $753 -$    $= 483$

# Dividing

Write a division to match each set of cubes.



$10 \div 5 = 2$



# Dividing with remainders

Complete these divisions, writing the remainders.



1.  $9 \div 4 = \square r \square$

2.  $7 \div 2 = \square r \square$

3.  $4 \div 3 = \square r \square$

4.  $11 \div 4 = \square r \square$

5.  $11 \div 3 = \square r \square$

6.  $19 \div 2 = \square r \square$

7.  $17 \div 5 = \square r \square$

8.  $47 \div 10 = \square r \square$

9.  $8 \div 3 = \square r \square$

10.  $17 \div 4 = \square r \square$

11.  $13 \div 2 = \square r \square$

12.  $38 \div 5 = \square r \square$

13.  $33 \div 10 = \square r \square$

14.  $26 \div 4 = \square r \square$

15.  $17 \div 3 = \square r \square$

16.  $46 \div 5 = \square r \square$

# Multiplying by 10 and 100



1.  $9 \times 10 =$  .....

2.  $7 \times 10 =$  .....

3.  $3 \times 10 =$  .....

4.  $18 \times 10 =$  .....

5.  $16 \times 10 =$  .....

6.  $12 \times 10 =$  .....

7.  $24 \times 100 =$  .....

8.  $36 \times 100 =$  .....

9.  $91 \times 100 =$  .....

10.  $56 \times 10 =$  .....

11.  $80 \times 10 =$  .....

12.  $26 \times 10 =$  .....

13.  $160 \times 10 =$  .....

14.  $8 \times 100 =$  .....

15.  $31 \times 100 =$  .....

16.  $240 \times 10 =$  .....

17.  $150 \times 10 =$  .....

18.  $38 \times 100 =$  .....



# Multiplying



1.  $4 \times 30 =$  .....

2.  $3 \times 40 =$  .....

3.  $3 \times 20 =$  .....

4.  $5 \times 20 =$  .....

5.  $2 \times 40 =$  .....

6.  $4 \times 40 =$  .....

7.  $5 \times 30 =$  .....

8.  $6 \times 30 =$  .....

9.  $7 \times 30 =$  .....

10.  $8 \times 30 =$  .....

11.  $3 \times 50 =$  .....

12.  $4 \times 60 =$  .....

13.  $5 \times 40 =$  .....

14.  $7 \times 20 =$  .....

15.  $9 \times 30 =$  .....

16.  $7 \times 40 =$  .....

17.  $8 \times 40 =$  .....

18.  $4 \times 70 =$  .....

19.  $3 \times 60 =$  .....

20.  $6 \times 60 =$  .....

# Multiplying

Roll a dice for each multiplication.  
Write the dice number in the box.  
Complete the multiplications.



1.   $\times 20 =$  .....

2.   $\times 20 =$  .....

3.   $\times 30 =$  .....

4.   $\times 30 =$  .....

5.   $\times 40 =$  .....

6.   $\times 40 =$  .....

7.   $\times 50 =$  .....

8.   $\times 50 =$  .....

9.   $\times 60 =$  .....

10.   $\times 60 =$  .....

11.   $\times 70 =$  .....

12.   $\times 70 =$  .....

13.   $\times 80 =$  .....





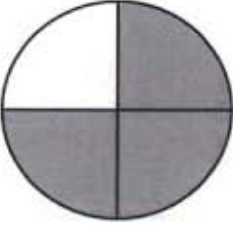









14.   $\times 80 =$  .....

15.   $\times 90 =$  .....

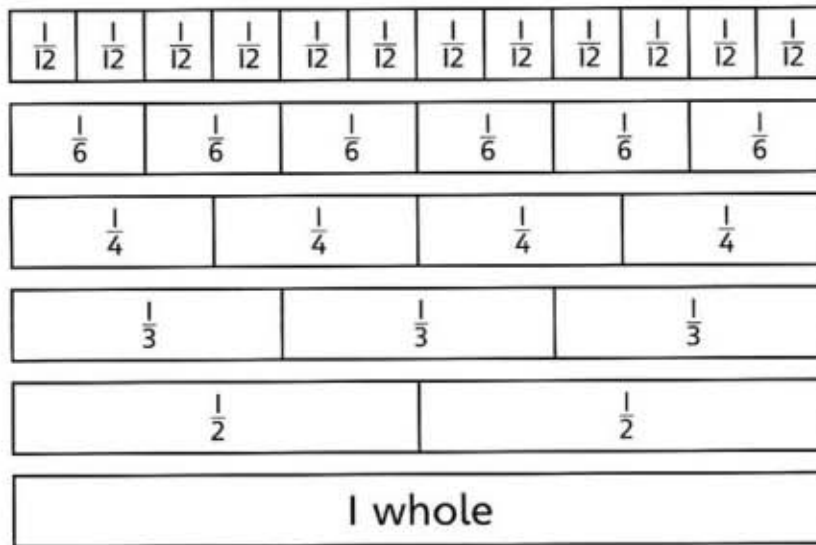
16.   $\times 90 =$  .....

# Fractions

Write the matching fractions for each pair of shapes.

1.			$\frac{1}{2}$	$\frac{3}{6}$
2.			<input type="text"/>	<input type="text"/>
3.			<input type="text"/>	<input type="text"/>
4.			<input type="text"/>	<input type="text"/>
5.			<input type="text"/>	<input type="text"/>
6.			<input type="text"/>	<input type="text"/>
7.			<input type="text"/>	<input type="text"/>

# Fractions



Complete the pairs of matching fractions.

1.  $\frac{1}{3} = \frac{\square}{6}$

2.  $\frac{3}{6} = \frac{\square}{4}$

3.  $\frac{2}{3} = \frac{\square}{6}$

4.  $\frac{3}{6} = \frac{\square}{12}$

5.  $\frac{9}{12} = \frac{\square}{4}$

6.  $\frac{1}{2} = \frac{\square}{4}$

7.  $\frac{3}{6} = \frac{\square}{2}$

8.  $\frac{5}{6} = \frac{\square}{12}$

9.  $\frac{3}{12} = \frac{\square}{4}$

10.  $\frac{1}{3} = \frac{\square}{12}$


11.  $\frac{1}{2} = \frac{\square}{12}$


12.  $1 = \frac{\square}{6}$





# Money problems


Write the amount you will have left from £1 after spending these amounts.


1.  left  p


2.  left  p


3.  left  p

4.  left  p

5.  left  p

6.  left  p

7.  left  p

8.  left  p

# Money problems


Write how much change you will get each time.

Pay

Price


Change





















# Money problems

Write the values of the fewest coins needed to make each amount.



1.  .....  
 10p, 2p, 1p

2.  .....

3.  .....

4.  .....

5.  .....

6.  .....

7.  .....

8.  .....

9.  .....

10.  .....

11.  .....










12.  .....

# Money problems

Choose the fewest coins you need to make each amount.

Write how many of each coin you need, and how many coins in total.

Use real coins to help you.

										Total coins
68p			1		1		1	1	1	5
95p										
£1.21										
£2.40										
£1.64										
85p										
£1.07										
£3.60										
£3.17										